

Financial Summaries—

This section contains the following information:

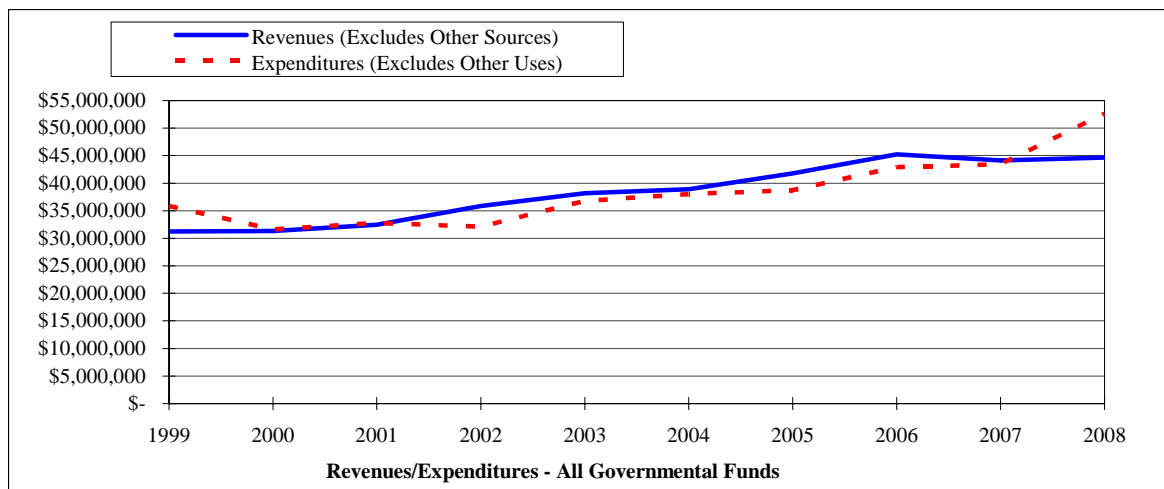
- Comparative Revenues and Expenditures trend data for the last 10 years (All Governmental Funds Combined)
- Graphical presentation of Revenue by Source and Expenditures by Function for the current fiscal year (Information is presented for the County's major funds as well as for All Governmental Funds Combined)
- Graphical presentation of comparative annual growth rates in sales tax for the last 10 years

Financial Summaries

Revenues / Expenditures – All Governmental Funds

(Excluding Capital Project Funds)

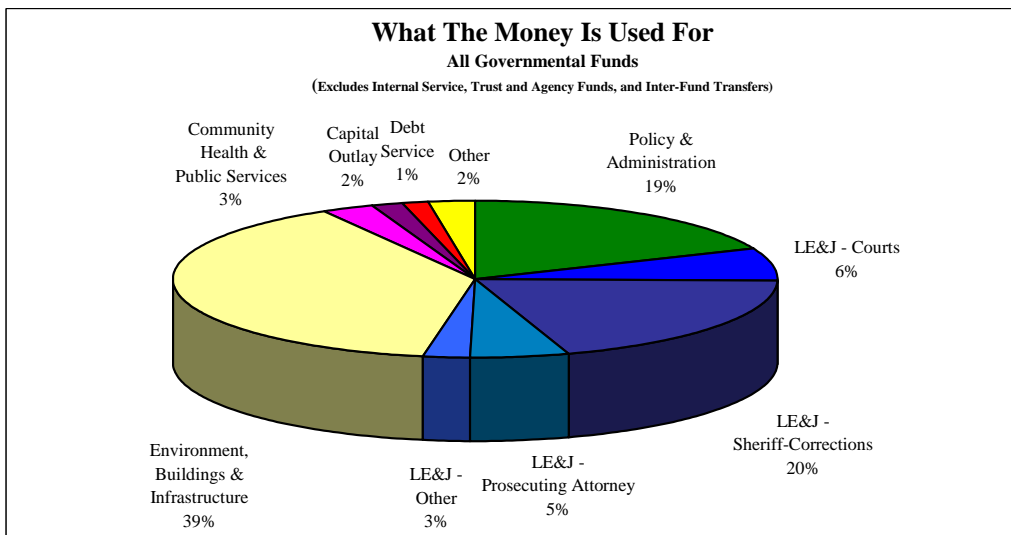
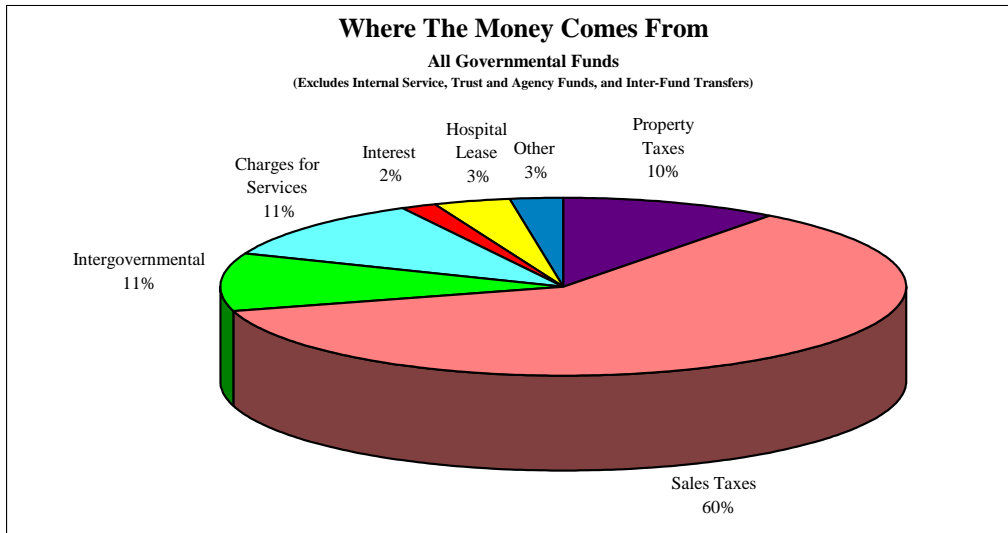
	1999 Actual	2000 Actual	2001 Actual	2002 Actual	2003 Actual
Revenues (Excludes Other Sources)	\$31,241,020	\$31,318,317	\$32,471,842	\$35,839,296	\$38,167,389
Expenditures (Excludes Other Uses)	\$35,866,084	\$31,645,373	\$32,752,095	\$32,082,795	\$36,767,582
	2004 Actual	2005 Actual	2006 Actual	2007 Projected	2008 Budget
Revenues (Excludes Other Sources)	\$38,875,247	\$41,782,638	\$45,205,241	\$44,161,524	\$44,682,028
Expenditures (Excludes Other Uses)	\$37,999,393	\$38,745,644	\$42,904,065	\$43,447,896	\$52,639,410



Financial Summaries cont'd

2008 Budget - All Governmental Funds

(Excluding Capital Project Funds)



Where The Money Comes From

Property Taxes	\$4,633,679
Sales Taxes	26,845,220
Intergovernmental	4,741,293
Charges for Services	4,958,047
Interest	727,862
Hospital Lease	1,606,091
Other	1,169,836
Total	\$44,682,028

What The Money Is Used For

Policy & Administration	\$9,823,454 **
LE&J - Courts	3,412,758
LE&J - Sheriff-Corrections	10,457,835
LE&J - Prosecuting Attorney	2,729,289
LE&J - Other	1,357,043 ***
Environment, Buildings & Infrastructure	20,524,276
Community Health & Public Services	1,387,282
Capital Outlay	957,195
Debt Service	741,519
Other	1,248,759
Total	\$52,639,410 *

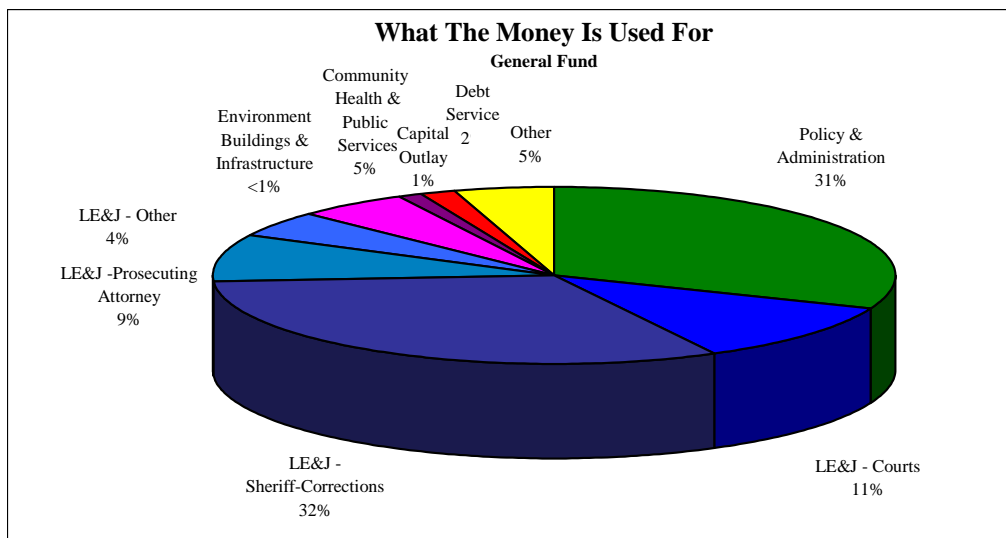
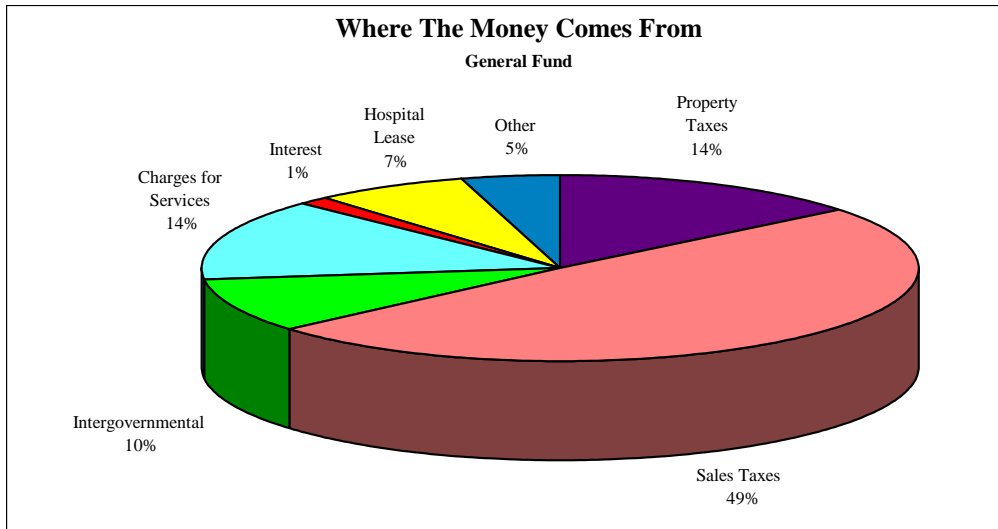
* Appropriations exceed revenues because prior year resources which have accumulated in the fund are included in the budgeted amounts. Please refer to the All Governmental Funds Combined fund statement.

** Includes Auditor, Human Resources, Purchasing, Commission, County Counselor, Clerk, Election & Registration, Treasurer, Collector, Recorder, Information Technology, Geographic Info Systems, Non-Departmental, Insurance & Safety, Employee Benefits, Mail Services, Records Management Services

*** Includes Public Administrator, Medical Examiner, Public Defender, Emergency Services & Dispatch

Financial Summaries cont'd

2008 Budget - General Fund (Major Fund)



Where The Money Comes From

Property Taxes	\$3,324,350
Sales Taxes	11,627,000
Intergovernmental	2,248,128
Charges for Services	3,353,487
Interest	307,659
Hospital Lease	1,606,091
Other	<u>1,073,271</u>
Total	\$23,539,986

What The Money Is Used or

Policy & Administration	\$7,995,456 **
LE&J - Courts	2,879,005
LE&J - Sheriff/Corrections	8,216,490
LE&J - Prosecuting Attorney	2,237,841
LE&J - Other	1,157,943 ***
Environment, Buildings & Infrastructure	54,573
Community Health & Public Services	1,336,432
Capital Outlay	273,836
Debt Service	413,215
Other	<u>1,248,759</u>
Total	\$25,813,550 *

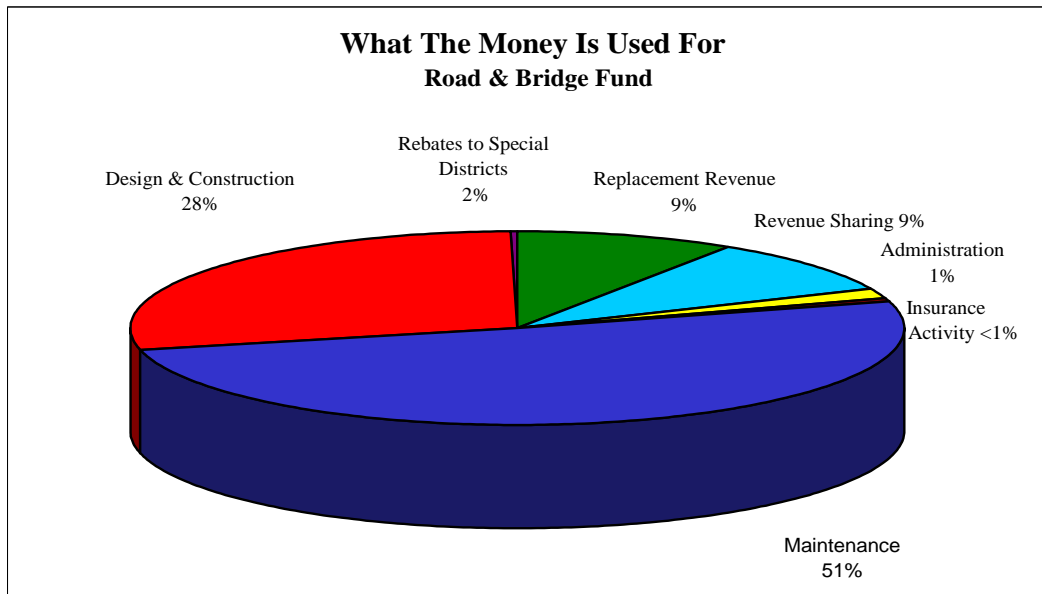
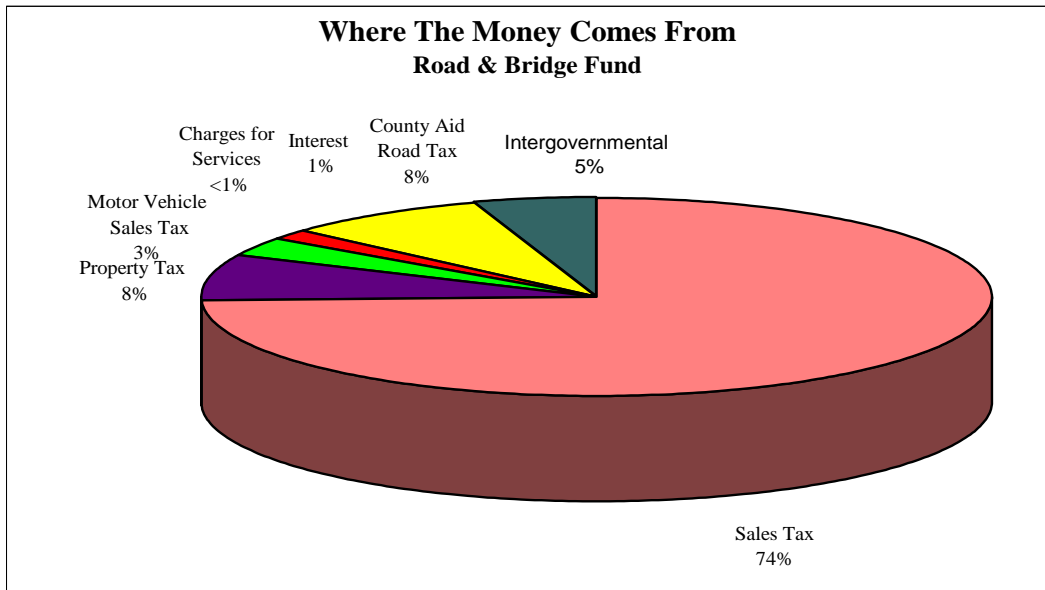
* Appropriations exceed revenues because prior year resources which have accumulated in the fund are included in the budgeted amounts. Please refer to the General Fund fund statement.

** Includes Auditor, Human Resources, Purchasing, Commission, County Counselor, Clerk, Election & Registration, Treasurer, Collector, Recorder, Information Technology, Geographic Info Systems, Non-Departmental, Insurance & Safety, Employee Benefits, Mail Services, Records Management Services

*** Includes Public Administrator, Medical Examiner, Public Defender, Emergency Services & Dispatch

Financial Summaries cont'd

2008 Budget-Road & Bridge Fund (Major Fund)



Where The Money Comes From

Sales Tax	\$11,627,000
Property Tax	1,175,900
Motor Vehicle Sales Tax	474,500
Charges for Services	29,770
Interest	260,960
County Aid Road Tax	1,292,000
Intergovernmental	784,315
	\$15,644,445

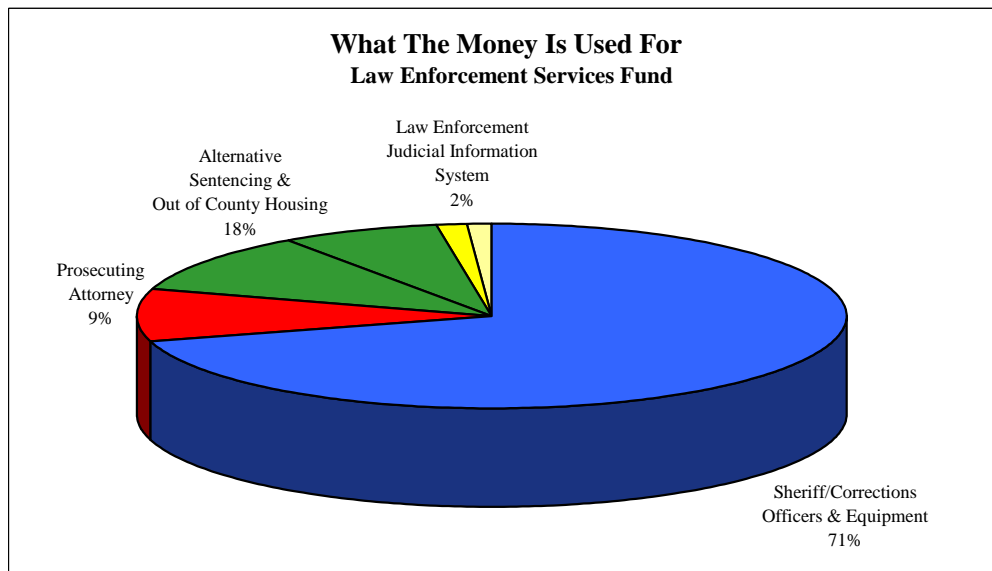
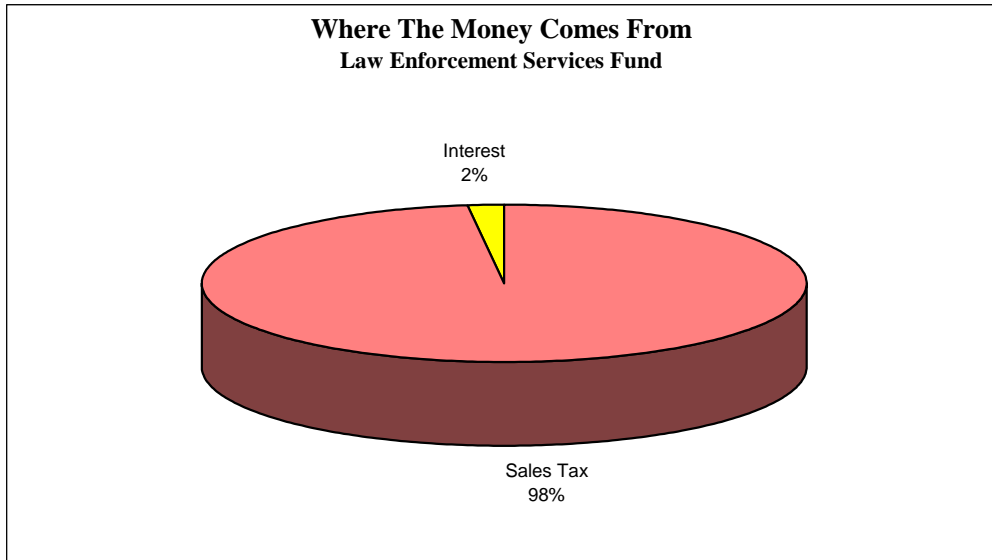
What The Money Is Used or

Replacement Revenue	\$1,885,400
Revenue Sharing	1,898,582
Rebates to Special Districts	335,800
Administration	150,000
Maintenance	10,447,015
Design & Construction	5,878,657
Insurance Activity	40,000
	\$20,635,454 *

* Appropriations exceed revenues because prior year resources which have accumulated in the fund are included in the budgeted amounts. Please refer to the Road & Bridge fund statement.

Financial Summaries cont'd

2008 Budget-Law Enforcement Services Fund (Major Fund)



Where The Money Comes From

Sales Tax	\$2,900,000
Interest	58,835
Other	0
	\$2,958,835

What The Money Is Used For

Sheriff/Correction Officers & Equipment	\$2,187,657
Prosecuting Attorney	284,258
Alternative Sentencing	321,207
Out of County Housing	228,000
Law Enforcement Judicial Information System-County	43,266
Law Enforcement Judicial Information System-Court	31,430
	\$3,095,818 *

* Appropriations exceed revenues because prior year resources which have accumulated in the fund are included in the budgeted amounts. Please refer to the Law Enforcement Sales Tax fund statement.

Financial Summaries cont'd

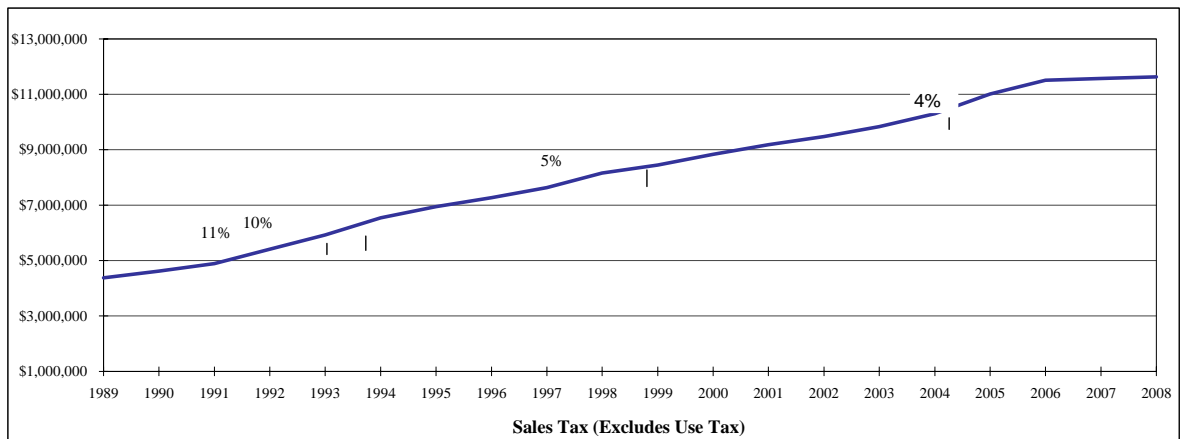
Sales Tax

	<u>1989 Actual</u>	<u>1990 Actual</u>	<u>1991 Actual</u>	<u>1992 Actual</u>	<u>1993 Actual</u>
Sales Tax	\$4,380,304	\$4,618,016	\$4,889,530	\$5,409,376	\$5,926,282
Sales Tax Growth Rate		5.0%	5.9%	10.6%	9.6%

	<u>1994 Actual</u>	<u>1995 Actual</u>	<u>1996 Actual</u>	<u>1997 Actual</u>	<u>1998 Actual</u>
Sales Tax	\$6,546,683	\$6,946,727	\$7,266,514	\$7,630,386	\$8,158,523
Sales Tax Growth Rate	10.5%	6.1%	4.6%	5.0%	6.9%

	<u>1999 Actual</u>	<u>2000 Actual</u>	<u>2001 Actual</u>	<u>2002 Actual</u>	<u>2003 Actual</u>
Sales Tax	\$8,450,433	\$8,833,057	\$9,178,946	\$9,476,493	\$9,834,025
Sales Tax Growth Rate	3.6%	4.5%	3.9%	3.2%	3.8%

	<u>2004 Actual</u>	<u>2005 Actual</u>	<u>2006 Actual</u>	<u>2007 Projected</u>	<u>2008 Budget</u>
Sales Tax	\$10,297,638	\$11,012,073	\$11,511,804	11,570,000	11,627,000
Sales Tax Growth Rate	4.7%	6.9%	4.6%	0.6%	0.6%



The sales tax amounts reflect General Fund revenues only; however, Public Works and Law Enforcement Services sales tax revenues show the same growth pattern.

