COMPREHENSIVE ANNUAL FINANCIAL REPORT

BOONE COUNTY, MISSOURI

YEAR ENDING DECEMBER 31, 2005

BOONE COUNTY, MISSOURI

COMPREHENSIVE ANNUAL FINANCIAL REPORT

FOR THE FISCAL YEAR

JANUARY 1, 2005 THROUGH DECEMBER 31, 2005

PREPARED BY
JUNE E. PITCHFORD
COUNTY AUDITOR


COUNTY OF BOONE
MISSOURI

BOONE COUNTY, MISSOURI

Comprehensive Annual Financial Report

Year Ended December 31, 2005

Table of Contents

	Page
INTRODUCTORY SECTION	
Letter of Transmittal	III
Certificate of Achievement for Excellence in Financial Reporting	VII
Elected Officials	VIII
Organizational Chart for Boone County, Missouri	IX
FINANCIAL SECTION	
Independent Auditors' Report	3
Management's Discussion and Analysis	5
Basic Financial Statements:	
Government-wide Financial Statements:	
Statement of Net Assets	18
Statement of Activities	19
Fund Financial Statements:	
Balance Sheet—Governmental Funds	20
Reconciliation of the Balance Sheet of Governmental Funds to the Statement of Net Assets	21
Statement of Revenues, Expenditures, and Changes in Fund Balances—Governmental Funds	22
Reconciliation of the Statement of Revenues, Expenditures, and Changes in Fund Balances of Governmental Funds to the Statement of Activities	23
Statement of Net Assets—Proprietary Funds	24
Statement of Revenues, Expenses, and Changes in Fund Net Assets—Proprietary Funds	25
Statement of Cash Flows—Proprietary Funds	26
Statement of Fiduciary Net Assets—Fiduciary Funds	27
Statement of Changes in Fiduciary Net Assets—Fiduciary Funds	28
Notes to Basic Financial Statements	29

(Continued)

BOONE COUNTY, MISSOURI

Comprehensive Annual Financial Report

Year Ended December 31, 2005

Table of Contents
(Continued)

FINANCIAL SECTION (Continued)	Page
Budgetary Comparison Information—Required Supplementary Information:	
Schedule of Revenues, Expenditures, and Changes in Fund Balances—Budget and Actual—General Fund—Unaudited	58
Schedule of Revenues, Expenditures, and Changes in Fund Balances—Budget and Actual—Road and Bridge Fund—Unaudited	65
Schedule of Revenues, Expenditures and Changes in Fund Balances—Budget and Actual—Law Enforcement Services Fund—Unaudited	66
Notes to Schedule of Revenues, Expenditures, and Changes in Fund Balances—Budget and Actual—General Fund, Road and Bridge Fund, and Law Enforcement Services Fund—Unaudited	67
Combining and Individual Fund Financial Statements and Schedules—Other Supplementary Information:	
Combining Balance Sheet—Nonmajor Governmental Funds	70
Combining Statement of Revenues, Expenditures, and Changes in Fund Balances—Nonmajor Governmental Funds	71
Special Revenue Funds:	72
Combining Balance Sheet—Nonmajor Special Revenue Funds	74
Combining Statement of Revenues, Expenditures, and Changes in Fund Balances—Nonmajor Special Revenue Funds	76
Special Building Project—Citizen Contribution Fund—Schedule of Revenues, and Changes in Fund Balance—Budget and Actual (Budget Basis) —Unaudited	78
Assessment Fund—Schedule of Revenues, Expenditures, and Changes in Fund Balance—Budget and Actual (Budget Basis)—Unaudited	79
E-911 Emergency Telephone Fund—Schedule of Revenues, Expenditures, and Changes in Fund Balance—Budget and Actual (Budget Basis)—Unaudited	80
Domestic Violence Fund—Schedule of Revenues, Expenditures, and Changes in Fund Balance—Budget and Actual (Budget Basis)—Unaudited	81
Hospital Profit Share Fund—Schedule of Revenues, Expenditures, and Changes in Fund Balance—Budget and Actual (Budget Basis)—Unaudited	82

(Continued)

BOONE COUNTY, MISSOURI

Comprehensive Annual Financial Report

Year Ended December 31, 2005

Table of Contents
(Continued)

FINANCIAL SECTION (Continued)	Page
Special Revenue Funds (Continued)	
Local Emergency Planning Committee Fund—Schedule of Revenues, Expenditures, and Changes in Fund Balance—Budget and Actual (Budget Basis)—Unaudited	83
Collector Tax Maintenance Fund—Schedule of Revenues, Expenditures, and Changes in Fund Balance—Budget and Actual (Budget Basis)—Unaudited	84
Fairground Maintenance Fund—Schedule of Revenues, Expenditures, and Changes in Fund Balance—Budget and Actual (Budget Basis)—Unaudited	85
Election Services Fund—Schedule of Revenues, Expenditures, and Changes in Fund Balance—Budget and Actual (Budget Basis)—Unaudited	86
Sheriff Forfeiture Fund—Schedule of Revenues, Expenditures, and Changes in Fund Balance – Budget and Actual (Budget Basis)—Unaudited	87
Sheriff Training Fund—Schedule of Revenues, Expenditures, and Changes in Fund Balance—Budget and Actual (Budget Basis)—Unaudited	88
Public Safety Citizen Contribution Fund—Schedule of Revenues, Expenditures, and Changes in Fund Balance—Budget and Actual (Budget Basis)—Unaudited	89
Law Enforcement Department of Justice Grant Fund—Schedule of Revenues, Expenditures, and Changes in Fund Balance—Budget and Actual (Budget Basis)—Unaudited	90
Sheriff Civil Charges Fund—Schedule of Revenues, Expenditures, and Changes in Fund Balance—Budget and Actual (Budget Basis)—Unaudited	91
Sheriff Revolving Fund—Schedule of Revenues, Expenditures, and Changes in Fund Balance—Budget and Actual (Budget Basis)—Unaudited	92
Prosecuting Attorney Training Fund—Schedule of Revenues, Expenditures, and Changes in Fund Balance—Budget and Actual (Budget Basis)—Unaudited	93
Prosecuting Attorney Tax Collection Fund—Schedule of Revenues, Expenditures, and Changes in Fund Balance—Budget and Actual (Budget Basis)—Unaudited	94
Prosecuting Attorney Contingency Fund—Schedule of Revenues, Expenditures, and Changes in Fund Balance—Budget and Actual (Budget Basis)—Unaudited	95

(Continued)

BOONE COUNTY, MISSOURI

Comprehensive Annual Financial Report

Year Ended December 31, 2005

Table of Contents
(Continued)

FINANCIAL SECTION (Continued)	Page
Special Revenue Funds (Continued)	
Prosecuting Attorney Bad Check Collection Fund—Schedule of Revenues, Expenditures, and Changes in Fund Balance—Budget and Actual (Budget Basis)—Unaudited	96
Prosecuting Attorney Forfeiture Fund—Schedule of Revenues, Expenditures, and Changes in Fund Balance—Budget and Actual (Budget Basis)—Unaudited	97
Record Preservation Fund—Schedule of Revenues, Expenditures, and Changes in Fund Balance—Budget and Actual (Budget Basis)—Unaudited	98
Family Services & Justice Fund—Schedule of Revenues, Expenditures, and Changes in Fund Balance—Budget and Actual (Budget Basis)—Unaudited	99
Circuit Drug Court Fund—Schedule of Revenues, Expenditures, and Changes in Fund Balance—Budget and Actual (Budget Basis)—Unaudited	100
Administration of Justice Fund—Schedule of Revenues, Expenditures, and Changes in Fund Balance—Budget and Actual (Budget Basis)—Unaudited	101
Neighborhood Improvement Districts Fund—Schedule of Revenues, Expenditures, and Changes in Fund Balance—Budget and Actual (Budget Basis)—Unaudited	102
Law Library Fund—Schedule of Revenues, Expenditures, and Changes in Fund Balance—Budget and Actual (Budget Basis)—Unaudited	103
Debt Service Funds:	104
Combining Balance Sheet—Nonmajor Debt Service Funds	106
Combining Statement of Revenues, Expenditures, and Changes in Fund Balances—Nonmajor Debt Service Funds	107
Series 2005 Special Obligation Bond Fund—Taxable—Schedule of Revenues, Expenditures, and Changes in Fund Balance—Budget and Actual (Budget Basis)—Unaudited	108
Series 1994 Neighborhood Improvement District Bond Fund—Road—Schedule of Revenues, Expenditures, and Changes in Fund Balance—Budget and Actual (Budget Basis)—Unaudited	109

(Continued)

BOONE COUNTY, MISSOURI

Comprehensive Annual Financial Report

Year Ended December 31, 2005

Table of Contents
(Continued)

FINANCIAL SECTION (Continued)	Page
Debt Service Funds (Continued)	
Series 1996 Neighborhood Improvement District Bond Fund—Road—Schedule of Revenues, Expenditures, and Changes in Fund Balance—Budget and Actual (Budget Basis)—Unaudited	110
Series 1998 Neighborhood Improvement District Bond Fund—Road—Schedule of Revenues, Expenditures, and Changes in Fund Balance—Budget and Actual (Budget Basis)—Unaudited	111
Series 2000A Neighborhood Improvement District Bond Fund—Sewer—Schedule of Revenues, Expenditures, and Changes in Fund Balance—Budget and Actual (Budget Basis)—Unaudited	112
Series 2000B Neighborhood Improvement District Bond Fund—Road—Schedule of Revenues, Expenditures, and Changes in Fund Balance – Budget and Actual (Budget Basis)—Unaudited	113
Series 2001 Neighborhood Improvement District Bond Fund—Road—Schedule of Revenues, Expenditures, and Changes in Fund Balance—Budget and Actual (Budget Basis)—Unaudited	114
Capital Projects Funds:	115
Combining Balance Sheet—Nonmajor Capital Project Funds	116
Combining Statement of Revenues, Expenditures, and Changes in Fund Balances—Nonmajor Capital Project Funds	117
Courthouse Expansion Fund—Schedule of Revenues, Expenditures, and Changes in Fund Balance—Budget and Actual (Budget Basis)—Unaudited	118
Government Center/Johnson Building Construction Fund—Schedule of Revenues, Expenditures, and Changes in Fund Balance—Budget and Actual (Budget Basis)—Unaudited	119
Juvenile Justice Center Expansion Fund—Schedule of Revenues, Expenditures, and Changes in Fund Balance—Budget and Actual (Budget Basis)—Unaudited	120
City/County Health Facility—Schedule of Revenues, Expenditures, and Changes in Fund Balance—Budget and Actual (Budget Basis)—Unaudited	121
General Capital Fund—Schedule of Revenues, Expenditures, and Changes in Fund Balance—Budget and Actual (Budget Basis)—Unaudited	122

(Continued)

BOONE COUNTY, MISSOURI

Comprehensive Annual Financial Report

Year Ended December 31, 2005

Table of Contents
(Continued)

FINANCIAL SECTION (Continued)	**Page**
Internal Service Funds:	123
Combining Statement of Net Assets—Internal Service Funds	124
Combining Statement of Revenues, Expenses, and Changes in Fund Net Assets—Internal Service Funds	125
Combining Statement of Cash Flows—Internal Service Funds	126
Fiduciary Funds:	127
Combining Statement of Fiduciary Net Assets—Private-Purpose Trust Funds	129
Combining Statement of Changes in Fiduciary Net Assets—Private-Purpose Trust Funds	130
Combining Statement of Fiduciary Net Assets—Agency Funds	131
Combining Statement of Changes in Assets and Liabilities—Agency Funds	132

(Continued)

BOONE COUNTY, MISSOURI

Comprehensive Annual Financial Report

Year Ended December 31, 2005

Table of Contents
(Continued)

	Table	Page
STATISTICAL SECTION (Unaudited)		137
Net Assets by Component	1	138
Changes in Net Assets	2	139
Fund Balances of Governmental Funds	3	140
Changes in Fund Balances of Governmental Funds	4	141
Taxable Sales by Category	5	142
Direct and Overlapping Sales Tax Rates	6	143
Overlapping Sales Tax Rates— State, County, and Cities	7	144
Ratios of Outstanding Debt by Type	8	145
Ratios of General Bonded Debt Outstanding	9	146
Legal Debt Margin Information	10	147
Pledged-Revenue Coverage	11	148
Demographic and Economic Statistics	12	149
Principal Employers	13	150
Full-Time Equivalent County Employees by Function	14	151
Operating Indicators by Function	15	152
Capital Asset Statistics by Function	16	153


COUNTY OF BOONE
MISSOURI

INTRODUCTORY SECTION

COUNTY OF BOONE
MISSOURI

BOONE COUNTY AUDITOR
JUNE E. PITCHFORD
BOONE COUNTY GOVERNMENT CENTER
801 East Walnut, Room 205 • Columbia, MO 65201-4890 • (573) 886-4275 OFFICE • (573) 886-4280 FAX

June 26, 2006

Honorable County Commissioners and Citizens of
Boone County, Missouri:

The Comprehensive Annual Financial Report of Boone County, Missouri for the fiscal year ended December 31, 2005, is hereby submitted.

Management assumes full responsibility for the completeness and reliability of the information contained in this report, based upon a comprehensive framework of internal control that it has established for this purpose. Because the cost of internal control should not exceed anticipated benefits, the objective is to provide reasonable, rather than absolute, assurance that the financial statements are free of any material misstatements.

KPMG LLP, an independent certified public accounting firm, has issued an unqualified ("clean") opinion on Boone County, Missouri's financial statements for the year ended December 31, 2005. The independent auditor's report is located at the front of the financial section of this report.

Management's discussion and analysis (MD&A) immediately follows the independent auditor's report and provides a narrative introduction, overview, and analysis of the basic financial statements. MD&A complement this letter of transmittal and should be read in conjunction with it.

Profile of the Government

The County is a political subdivision of the State of Missouri, organized in 1821 under applicable state statutes and continues under the same form of government to this day. Limited-scope policymaking and legislative authority is granted by the state statutes and vested in the County Commission, which consists of a Presiding Commissioner and two Associate Commissioners, each of whom serves full time. As the governing body, the County Commission is responsible for a mix of legislative and administrative duties including passing ordinances (to the extent permitted by statute), adopting the annual budget, managing county property, appointing committees, and hiring and supervising departmental directors. The Presiding Commissioner is elected at large and the two Associate Commissioners are each elected from within their respective district. Each serves a four-year term.

Boone County's statutory *elective* form of government differs significantly from a charter form of government or a municipal city-manager form of government. Independent elected officials are directly accountable to the people of the County and individually responsible for discharging the statutory functions of their office in accordance with state law. The County Commission has no authority to impose its will on other elected officials, except through its exclusive control of county property and the adoption of the annual budget.

The County provides a broad range of public services required by state law including operation of the 13th Judicial Circuit Court, operation of the Prosecuting Attorney's Office, operation of a Juvenile Office and a Juvenile Detention center, operation of a County Jail, law enforcement services for all unincorporated areas of the County, civil process service for the entire County, maintenance and retention of property records, assessment of all county property for taxing purposes, collection of property taxes for all political subdivisions within the County, voter registration and election services, maintenance of county roads, and various other public services.

The County adopts an annual budget for all of its governmental funds and proprietary (internal service) funds. Project-length budgets are prepared and approved for capital projects and neighborhood improvement district projects; however, these are used as management tools and are not legally adopted. Unexpended and unencumbered appropriations for these budgets are re-appropriated as necessary in the following budget year.

The County Commission approves the annual budget at the departmental object (or class) level. The County also maintains an encumbrance accounting system as one technique of accomplishing budgetary control. Unencumbered appropriations lapse at fiscal year-end, while open encumbrances are reported as reservations of fund balance at each year-end.

The County's fiscal year is the calendar year and the annual budgetary process and timetable is governed by state statutes. Budgetary requests are due to the County Auditor by September 1st with a proposed comprehensive budget due from the County Auditor to the County Commission by November 15th. The County Commission may alter, modify, or change the proposed budget in any manner, except for the Court's budgets which may not be altered without the Court's consent or pursuant to mediation by the Judicial Finance Review Commission. The County Commission must comply with public notice and public hearing requirements and adopt the budget on or before January 10th; however, in a year in which a County Commissioner's new term of office begins (i.e., every other year), the statutory deadline is extended to January 31st. However, the County Commission typically adopts the budget prior to December 31st. In the event the County Commission does not adopt the budget, the preceding year's budget remains effective.

For financial reporting purposes, the *reporting entity* is comprised of the County (the primary government) including all funds, agencies, and departments that make up its legal entity as well as any legally separate entities that meet criteria established by the Governmental Accounting Standards Board for inclusion in the reporting entity. Such entities are referred to as component units and they include legally separate entities over whom the County is able to impose its will or entities capable of imposing a financial benefit or burden on the County. Component units also include organizations that are financially dependent on the County.

The County has determined that the reporting entity should include one discretely presented component unit, the Boone Hospital Board of Trustees. This entity is financially dependent on the County in that all bond issues for hospital operations must be approved by the County Commission.

Local Economy

The information presented in the CAFR is perhaps best understood when it is considered from the broader perspective of the specific environment within which the County operates.

Boone County is situated in Central Missouri at the cross-roads of Interstate 70 and US Highway 63. It is a fast-growing county known for its highly educated work force, low cost of living, award-winning schools, and unique blend of rural and urban lifestyles. The County contains 685 square miles and includes six cities (Ashland, Centralia, Columbia, Hallsville, Rocheport, and Sturgeon) and three towns (Harrisburg, Hartsburg, and McBaine). Over the past ten years, the County's annual population growth rate has consistently out-paced that of the state.

The local economy reflects a balanced mix of retail, education, insurance, light manufacturing, construction, and finance. The County's largest city and county seat, Columbia, serves as a regional shopping area for central Missouri. The County is also home to the flagship campus of the University of Missouri, Columbia College, and Stephens College. In addition, the County serves as a regional medical center with 6 hospitals. The largest employers in the County include the University of Missouri, University Hospital and Clinics, Columbia Public Schools, Boone Hospital, insurance institutions, light manufacturers, federal offices, and the City of Columbia. The County's varied economic base contributes to economic and employment stability. The County's low unemployment rate of 3.4% compares favorably with that of the state (5.3%) and the nation (4.6%).

Nearly sixty percent of the County's operating revenues are derived from sales taxes. Because Boone County continues to experience steady population growth and it serves as a regional retail center, this revenue source has provided sufficient funding for the County's services. Nevertheless, the County has experienced significant volatility with annual growth rates for sales tax ranging between 3% and 11% during the last ten years. Because of the inherently volatile nature of sales tax revenue, the County maintains higher undesignated and unreserved fund balances in its major funds.

Relevant Fiscal Policies and Other Information

Cash Management. The elected County Treasurer is responsible for the cash management and treasury functions of the County. Under the direction of the County Treasurer, the County manages a pooled funds investment program for all unrestricted cash. By investing available fund balances as part of the pooled cash account, the County achieves favorable interest rates. Cash temporarily idle during the year was invested in collateralized securities and investments. The average annual yield for fiscal year 2005 was 2.91 percent. This compares to an average yield of 2.22 percent and 1.35 percent for fiscal years 2004 and 2003, respectively.

The County awarded its two-year depository contract with First National Bank for an initial two-year term beginning July 1, 2005. Under this contract, the County receives an annual interest rate equal to 30 basis points above the most recent auction rate for 90-day Treasury bills. Under the depository contract in effect during fiscal year 2005, the County received an annual interest rate equal to 12 basis points. County Commission Order and state statutes provide the framework for the County's investment policies.

Single audit. The County is required to undergo an annual single audit of federal expenditures in conformity with the provisions of the Single Audit Act Amendments of 1996 and the United States Office of Management and Budget Circular A-133, *Audits of States, Local Governments and Non-profit Organizations*. Information related to this single audit is included in a separate report.

Awards and Acknowledgements

The County's CAFR for the fiscal year ended June 30, 2004, was awarded the Certificate of

Achievement for Excellence in Financial Reporting from the Government Finance Officers Association (GFOA). This was the 22nd consecutive year the County has received this prestigious award. In order to be awarded a Certificate of Achievement, a government unit must publish an easily readable and efficiently organized CAFR, whose contents conform to program standards. The report satisfied both generally accepted accounting principles and applicable legal requirements.

A Certificate of Achievement is valid for one year only. We believe that our current CAFR will continue to meet the Certificate of Achievement Program requirements and we will be submitting it to the GFOA to determine its eligibility for another certificate.

I would like to recognize the County Commission and other elected officials for their part in planning and conducting the financial operations of the County. In addition, I want to express my appreciation to the staff members of the Boone County Auditor's office who assisted in the preparation of this report.

Respectfully submitted,



June E. Pitchford
Boone County Auditor

Certificate of Achievement for Excellence in Financial Reporting

Presented to

Boone County, Missouri

For its Comprehensive Annual
Financial Report
for the Fiscal Year Ended
December 31, 2004

A Certificate of Achievement for Excellence in Financial Reporting is presented by the Government Finance Officers Association of the United States and Canada to government units and public employee retirement systems whose comprehensive annual financial reports (CAFRs) achieve the highest standards in government accounting and financial reporting.

President

Executive Director

BOONE COUNTY, MISSOURI

ELECTED OFFICIALS
For the Year Ended December 31, 2005

County Commission:	
Presiding Commissioner	Keith Schnarre
Commissioner - District I	Karen M. Miller
Commissioner - District II	Skip Elkin
Circuit Clerk	Cheryl Whitmarsh
Recorder of Deeds	Bettie Johnson
County Clerk	Wendy S. Noren
Prosecuting Attorney	Kevin Crane
Sheriff	Dwayne Carey
Auditor	June E. Pitchford
Collector of Revenue	Patricia S. Lensmeyer
Assessor	Thomas Schauwecker
Treasurer	Kay R. Murray
Public Administrator	Connie Hendren

Organizational Chart for Boone County, Missouri

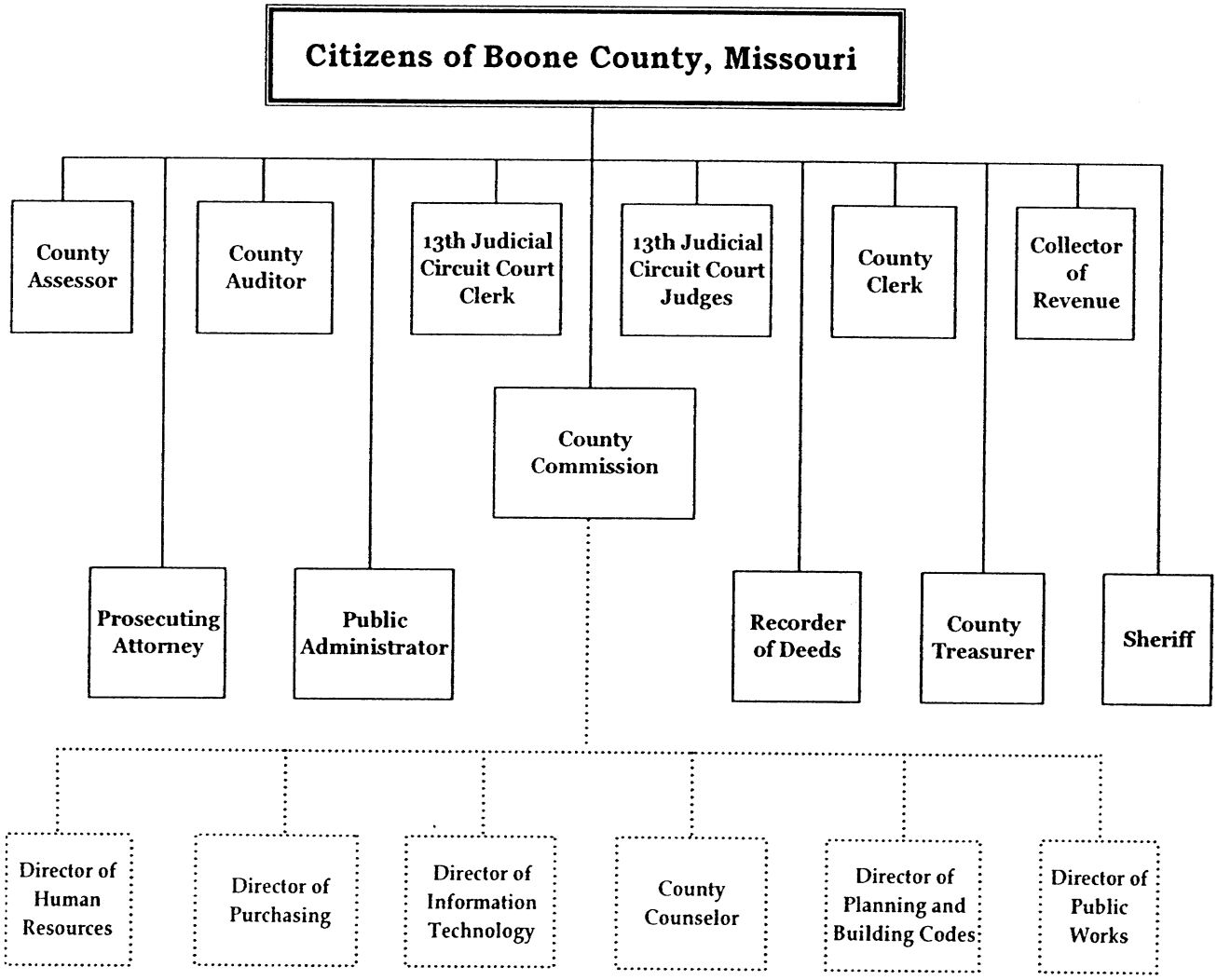

COUNTY OF BOONE
MISSOURI

FINANCIAL SECTION

COUNTY OF BOONE
MISSOURI

KPMG LLP
Suite 900
10 South Broadway
St. Louis, MO 63102-1761

Independent Auditors' Report

The County Commissioners
Boone County, Missouri:

We have audited the accompanying financial statements of the governmental activities, the discretely presented component unit, each major fund, and the aggregate remaining fund information of Boone County, Missouri as of and for the year ended December 31, 2005, which collectively comprise Boone County, Missouri's basic financial statements, as listed in the table of contents. These financial statements are the responsibility of Boone County, Missouri's management. Our responsibility is to express opinions on these financial statements based on our audit. We did not audit the financial statements of the discretely presented component unit. Those financial statements were audited by other auditors whose report thereon has been furnished to us, and our opinion, insofar as it relates to the amounts included for the discretely presented component unit, is based on the report of the other auditors.

We conducted our audit in accordance with auditing standards generally accepted in the United States of America and the standards applicable to financial audits contained in *Government Auditing Standards*, issued by the Comptroller General of the United States. Those standards require that we plan and perform the audit to obtain reasonable assurance about whether the financial statements are free of material misstatement. The financial statements of the discretely presented component unit were not audited in accordance with *Government Auditing Standards*. An audit includes consideration of internal control over financial reporting as a basis for designing audit procedures that are appropriate in the circumstances, but not for the purpose of expressing an opinion on the effectiveness of Boone County, Missouri's internal control over financial reporting. Accordingly, we express no such opinion. An audit also includes examining, on a test basis, evidence supporting the amounts and disclosures in the financial statements, assessing the accounting principles used and significant estimates made by management, as well as evaluating the overall financial statement presentation. We believe that our audit, and the report of other auditors, provides a reasonable basis for our opinions.

In our opinion, based upon our audit and the report of other auditors, the financial statements referred to above present fairly, in all material respects, the respective financial position of the governmental activities, the discretely presented component unit, each major fund, and the aggregate remaining fund information of Boone County, Missouri as of December 31, 2005, and the respective changes in financial position, and where applicable, cash flows, thereof for the year then ended in conformity with U.S. generally accepted accounting principles.

Effective January 1, 2005, Boone County, Missouri implemented Governmental Accounting Standards Board Statement No. 40, *Deposit and Investment Risk Disclosures—an Amendment of GASB Statement No. 3.*

KPMG LLP, a U.S. limited liability partnership, is the U.S. member firm of KPMG International, a Swiss cooperative.

In accordance with *Government Auditing Standards*, we also have issued a report dated June 14, 2006 on our consideration of Boone County, Missouri's, internal control over financial reporting and on our tests of its compliance with certain provisions of laws, regulations, contracts, grant agreements, and other matters. The purpose of that report is to describe the scope of our testing and not to provide an opinion on the internal control over financial reporting or on compliance. That report is an integral part of an audit performed in accordance with *Government Auditing Standards* and should be read in conjunction with this report in considering the results of our audit.

The Management's Discussion and Analysis on pages 5 through 15 and the Budgetary Comparison Information on pages 58 through 68 are not a required part of the basic financial statements, but are supplementary information required by U.S. generally accepted accounting principles. We have applied certain limited procedures, which consisted principally of inquiries of management regarding the methods of measurement and presentation of the required supplementary information. However, we did not audit the information and express no opinion on it.

Our audit was conducted for the purpose of forming opinions on the financial statements that collectively comprise Boone County, Missouri's basic financial statements. The combining and individual fund financial statements and schedules—other supplementary information are presented for purposes of additional analysis and are not a required part of the basic financial statements. Such information, except for that portion marked "unaudited," on which we express no opinion, has been subjected to the auditing procedures applied in the audit of the basic financial statements and, in our opinion, is fairly stated, in all material respects, in relation to the basic financial statements taken as a whole. The introductory section and statistical section are presented for purposes of additional analysis and are not a required part of the basic financial statements. These sections have not been subjected to the auditing procedures applied in the audit of the basic financial statements, and accordingly, we express no opinion on them.

KPMG LLP

St. Louis, Missouri
June 14, 2006

Management's Discussion and Analysis

This section of the County's Comprehensive Annual Financial Report presents a narrative overview and analysis of the financial activities of Boone County, Missouri, for the fiscal year ended December 31, 2005. For a complete understanding of the County's financial statements, please read the transmittal letter at the front of this report along with the County's financial statements, including the footnotes, which follow the Management's Discussion and Analysis.

Financial Highlights

- On a government-wide basis, net assets (the amount by which assets exceeded liabilities) at the close of the most recent fiscal year totaled $63.8 million. Of this amount, approximately $11.5 million is unrestricted and may be used to meet the government's ongoing obligations to citizens and creditors.

- On a government-wide basis, Boone County's total net assets increased by $5.8 million or approximately 10% during the fiscal year.

- On a government-wide basis, the cost of the County's governmental activities was $36.1 million.

- At the close of the current fiscal year, Boone County's governmental funds reported combined ending fund balances of $23.4 million, an increase of $3.4 million in comparison with the prior year. A significant portion of the combined ending fund balance, $15.6 million, is available for spending at the government's discretion (i.e., it is *unreserved, undesignated* fund balance).

- At the end of the current fiscal year, unreserved fund balance for the General Fund was $9.7 million. Of this amount, $2.2 million is designated for capital improvements. Unreserved fund balance net of the capital designation, or $7.5 million, represents 36% of expenditures. A portion of the unreserved fund balance, approximately $2.5 million, was appropriated in the Fiscal Year 2006 budget.

- Boone County's total long-term debt increased by $1.6 million. The net increase is the result of additional debt issued ($2.005 million) in excess of principal repayments during the year.

- General fund revenues totaled $22.5 million, which exceeded original budgetary estimates by approximately $669,000, or 3%.

- General fund expenditures were $21 million. On a budgetary basis, the General fund experienced a favorable budgetary variance of $2.56 million.

- The net increase in fund balance in the General Fund of $1.5 million was primarily due to the combined impact of revenues exceeding budget while expenditures were less than budget.

Overview of the Financial Statements

This discussion and analysis are intended to serve as an introduction to Boone County's basic financial statements. The County prepares and issues a *Comprehensive Annual Financial Report* (CAFR), which provides extensive financial information beyond the minimum reporting requirements established by generally accepted accounting principles (GAAP). The CAFR consists of the following parts:

- Introductory Section, which includes the transmittal letter and general information;
- Management Discussion and Analysis (MD&A), (this part);
- The Basic Financial Statements, which include the government-wide and the fund financial statements as well as the notes to the basic financial statements;
- Required Supplementary Information, which includes budgetary comparison information for certain major funds and certain other required disclosures;
- Other Supplementary Information, which includes combining statements for non major governmental funds, internal service funds, and fiduciary funds, as well as budgetary comparison schedules for special revenue, debt service, and capital project funds; and,
- Statistical Information

Government-wide Financial Statements

The first set of financial statements is the government-wide statements which report information about the County as a whole. These statements are a result of Governmental Accounting Standards Board (GASB) Statement No. 34 and were new to the County's financial reporting in fiscal year 2003. They provide both long-term and short-term information about the County's overall financial condition. These financial statements are prepared using a full accrual basis of accounting in order to achieve a more corporate, or private-sector type of presentation. The two government-wide statements, **Statement of Net Assets** and **Statement of Activities**, report the County's net assets and how they have changed from the previous year. The County does not provide services through *business-type activities* (such as a public utility); consequently, only *governmental activities* are included in the County's financial statements.

The **Statement of Net Assets** presents information on all of the County's assets and liabilities, with the difference between the two reported as net assets. Increases and decreases in net assets may serve as a useful indicator of whether or not the financial position of the County is improving or deteriorating. The Statement of Net Assets also provides information on unrestricted and restricted net assets and net assets invested in capital assets, net of related debt.

The **Statement of Activities** presents information showing how the County's net assets changed during the most recent fiscal year. All of the current year's revenues and expenses are accounted for in the Statement of Activities regardless of the timing of related cash flows. The Statement of Activities presents the various functions of the County and the degree to which they are supported by charges for services, federal and state grants and contributions, tax revenues, and investment income.

The government-wide financial statements include not only Boone County, Missouri itself (the *primary government*), but also a legally separate hospital board of trustees (a *component unit*) for which Boone County is financially accountable. Financial information for the component unit is

reported separately from the financial information of the primary government. The government-wide financial statements do not include any blended component units.

The government-wide financial statements may be found on pages 18-19.

Fund Financial Statements

The second set of statements is the fund financial statements which provide information about groupings of related accounts which are used to maintain control over resources for specific activities or objectives. The County uses fund accounting to demonstrate compliance with finance-related legal requirements. The fund financial statements provide detailed information about the County's most significant funds – not the County as a whole.

The County has three kinds of funds:

- *Governmental Funds.* Governmental funds reflect how general government services were financed in the short-term as well as what financial resources remain available for future spending to finance County services.

  The County maintains numerous individual governmental funds according to their type (general, special revenue, debt service, and capital projects). Information is presented separately in the governmental fund balance sheet and in the governmental fund statement of revenues, expenditures, and changes in fund balances for funds that are considered to be a major fund; financial information for all non-major funds is summarized and presented in a single column. Individual fund data for each of the non major governmental funds is provided in the form of combining statements.

  Fund financial statements for governmental funds are prepared using a modified accrual basis of accounting which differs from the full-accrual basis of accounting used to prepare the government-wide financial statements. Because of the resulting differences, a reconciliation of the fund financial statements to the government-wide financial statements is provided.

- *Proprietary Funds.* Proprietary funds offer short-term and long-term financial information about services which the County provides through a business-type operation, using a full accrual basis of accounting. The County does not operate enterprise activities, where the customers are primarily external to the County, such as with a public utility. However, the County does operate several internal service activities, where the customers are internal County departments, such as Facilities Maintenance and Housekeeping.

- *Fiduciary Funds.* Fiduciary funds are used to account for resources held for the benefit of individuals or entities external to the County. The County's fiduciary responsibilities are summarized and reported by type: pension trust fund, private-purpose trust funds, and agency funds. These assets are restricted as to purpose and use or are being held by the County on behalf of others and do not represent discretionary assets of the County. Therefore, these assets are not presented as a part of the government-wide financial statements.

Financial Analysis of the County as a Whole

As noted earlier, net assets may serve over time as a useful indicator of a government's financial position. The Statement of Activities is used to report changes in net assets resulting from operations of the fiscal year just ended.

Net Assets

On a government-wide basis, the County's net assets were approximately $63.8 million at fiscal year end, an increase of $5.8 million over the previous year, as shown in the table below.

Boone County, Missouri
Schedule of Net Assets
As of December 31,

	2005 Governmental Activities	2004 Governmental Activities
Assets:		
Current and other assets	$ 29,715,716	25,851,834
Capital assets, net	45,614,647	42,164,895
Total assets	75,330,363	68,016,729
Liabilities:		
Long-term debt outstanding	8,102,831	6,507,821
Other liabilities	3,364,207	3,451,852
Total liabilities	11,467,038	9,959,673
Net Assets:		
Invested in capital assets, net of related debt	39,783,056	38,159,971
Restricted	12,532,993	4,229,839
Unrestricted	11,547,276	15,667,246
Total net assets	$ 63,863,325	58,057,056

The largest portion of the County's net assets, or approximately 62%, reflects its investment of nearly $40 million in capital assets, less any related outstanding debt used to acquire these assets. The County uses these capital assets to provide services to citizens; consequently, these assets are not available for future spending. Although the County's investment in capital assets is reported net of related debt, it should be noted that the resources needed to repay this debt must be provided from other sources since the capital assets themselves cannot be liquidated for the liabilities.

Included in the County's total net assets is $12.5 million which represents resources that are subject to external restrictions (including statutory restrictions) as to how they may be used. The remaining net assets of $11.5 million are unrestricted and may be used to meet the government's obligations to citizens and creditors.

There was an increase of $8.3 million in restricted net assets. This increase is primarily due to the determination that the net assets attributable to the Road and Bridge Fund and the Law Enforcement

Services Fund should be classified as restricted net assets due to statutory restrictions, whereas in the previous two years they were classified as unrestricted.

The government's net assets increased by $5.8 million during the fiscal year just ended. This compares to an increase of $4.5 million for the previous fiscal year. A discussion and analysis of the various factors resulting in this increase are presented in the following section.

Governmental Activities

The following schedule shows the revenues and expenses for the County's activities for the current fiscal year as compared to the previous fiscal year.

Boone County, Missouri
Schedule of Changes in Net Assets
For the Fiscal Years Ended December 31,

		2005 Governmental Activities	2004 Governmental Activities
Revenues:			
Program revenues:			
Charges for services	$	5,808,314	5,224,890
Operating Grants and Contributions		4,079,444	4,138,405
Capital Grants and Contributions		96,000	537,212
General revenues:			
Property Taxes		3,467,469	3,139,387
Sales Taxes		25,452,011	23,873,177
Franchise and other taxes		193,172	175,724
Investment income		660,643	256,721
Hospital lease revenue		1,477,571	1,430,923
Gain on sale of capital assets		255,692	20,554
Other		432,654	293,397
Total revenues		41,922,970	39,090,390
Expenses:			
Policy and administration		6,520,149	6,776,220
Law enforcement and judicial		15,556,658	15,218,767
Environment, public buildings and infrastructure		11,331,430	10,216,603
Community health and public services		1,232,866	1,112,171
Economic vitality		67,875	66,000
Beautification and recreation		39,842	36,819
Protective inspection		1,047,305	895,051
Interest and fiscal charges		320,576	191,180
Total expenses		36,116,701	34,512,811
Increase in net assets		5,806,269	4,577,579
Net assets, beginning of year		58,057,056	53,479,477
Net assets, end of year	$	63,863,325	58,057,056

The County's total revenue on a government-wide basis was $41.9 million, an increase of $2.8 million over the previous fiscal year. The increase is primarily due to gain on sale of capital assets and increases in sales tax revenue and property tax revenue. All taxes combined comprise 69% of total revenue, with sales tax as the largest single source, accounting for 61% of all County revenue. Charges for services account for 14% of total revenue; grants and other support account for 10% of total revenue. The remaining 7% of County revenues are derived from hospital lease revenue, investment income, gain on sale of capital assets, and other revenue.

The total cost of all programs and services was $36.1 million, an increase of approximately $1.6 million over the previous year. The County's expenses cover a broad range of services typically provided by county government. Law Enforcement and Judicial expenses account for 43% of total expenses followed by 31% for Environment and Infrastructure (primarily road and bridge activities). These areas also account for the largest burden on general tax revenues in the amount of $11.8 million and $9.8 million, respectively.

As previously noted, governmental activities increased the County's net assets by $5.8 million compared to an increase of $4.6 million the previous year. Key factors contributing to this increase are identified below. These factors are largely unchanged from the prior year.

- Economically sensitive sales tax revenue exceeded budgetary expectations, which assumed 4.0% growth. Local economic activity resulted in an actual annual growth rate of 6.9%.

- The County made significant investment in capital assets, using a combination of current and accumulated resources and long-term debt to finance the acquisitions. During fiscal year 2005, investment in capital assets exceeded the increase in annual depreciation expense and capital asset retirements, thus increasing net assets.

- The County realized economic gains on the disposal (including trade-ins) of assets, particularly large equipment items used in the road and bridge operations. The total gain recognized in the government-wide Statement of Activities is in excess of $250,000.

- Revenues exceeded expenses in all three of the County's major funds, thus increasing the County's net assets reported on a government-wide basis. Overall spending in these funds was less than the current revenues, and as noted above, the primary revenue source to these funds, sales tax, exceeded budgetary expectations.

Financial Analysis of the County's Funds

As previously mentioned, the purpose and focus of the County's governmental funds is significantly different than that of the government-wide financial statements. A discussion and analysis of the County's three types of fund financial statements (governmental funds, proprietary funds, and fiduciary funds) is presented below.

General Fund and Other Governmental Funds

The focus of the County's governmental funds is to provide information on the inflows, outflows, and balances of resources that are available for spending as well as to demonstrate compliance with statutory and other legal requirements. As a result, the fund financial statements reflect a *current financial resources* focus rather than a *total economic resources* focus which is used in the government-wide financial statements.

Given the focus of the fund financial statements, an unreserved fund balance may serve as a useful measure of a government's net resources available for spending at the end of the fiscal year.

At the end of the current fiscal year, the unreserved fund balance of the General Fund was $9.7 million, of which $2.2 million is designated for capital improvements, resulting in an unreserved and undesignated fund balance of $7.5 million. As a measure of the General Fund's liquidity, it may be useful to compare this amount to total fund expenditures, for a ratio of 36%, or to total budgeted expenditures, which calculates to 32%. A portion of the unreserved fund balance, approximately $2.5 million, was appropriated in the Fiscal Year 2006 budget.

The total fund balance in the County's General Fund increased by $1.5 million or by 16%. The change in the current fiscal year's fund balance is primarily due to the following factors.

- Sales tax revenues (49% of total fund revenue) and property tax revenues (11% of total fund revenue) exceeded budgetary estimates by approximately $427,000 and $81,000, respectively. This represents a 4% variance and was due to local economic activity exceeding expectations and the impact of property reassessment;

- Other revenue sources, such as investment income and charges for services also exceeded budgetary estimates. Combined, all other revenue sources reflect a 2% favorable budgetary variance;

- Historically, actual spending in the General Fund is approximately 93% to 95% of budgeted amounts. Actual spending for FY 2005 was 89% of budget. This actual budgetary savings was the result of not spending the mandatory emergency appropriation, which is 3% of budgeted expenditures, combined with other general savings across a wide array of departments and accounts. The approved budget authorized maximum spending in excess of revenues by $1.76 million; however, actual spending was never expected to reach the levels authorized by the budget due to the expected budgetary savings identified above.

The total fund balance in the County's Road and Bridge Fund increased by $1.3 million or 26%, to $6.5 million. This increase is primarily due to sales tax revenues in excess of budgetary expectation and favorable spending variances (actual budgetary spending was equal to 83% of budget). Of the total fund balance, the unreserved portion was $4.0 million. A significant portion of the unreserved fund balance, approximately $2.06 million, was appropriated in the 2006 budget. The Road and Bridge Fund provides financing for routine road maintenance activities, distributions to local cities and a special road district, as well as various major road improvements. Some of the maintenance costs, such as snow and ice removal, were less than expected due to mild weather conditions and some of the work on larger projects was re-budgeted in FY 2006. This type of fluctuation is

inherent, given the nature of activities financed in this fund, and it results in varied spending levels from year to year, as well as in comparison to budget.

The fund balance in the County's Law Enforcement Services Fund increased by approximately $225,000 or 27%. This increase is primarily due to the combined effect of sales tax revenues exceeding budgetary estimates and actual spending levels falling below budgeted amounts.

Fund balances in the County's non major governmental funds, all combined, increased by approximately $290,000 or 6%. The increase is primarily due to activity in the debt service funds; bonds issued during the year required the County to set aside a debt service requirement from the bond proceeds, thus increasing the fund balance in the debt service fund.

Proprietary Funds

The County's proprietary funds provide the same type of information found in the government-wide financial statements, but in more detail.

As previously noted, the County does not operate enterprise funds; however it does operate several internal service funds. At the end of the fiscal year, the unrestricted net assets for the County's various internal service funds were as follows:

- Self-Insured Health Plan: $1,038,284
- Self-Insured Dental Plan: $ 49,104
- Self-Insured Workers' Compensation: $ 100,570
- Facilities and Grounds: $ 204,918
- Capital Repair and Replacement: $ 898,803
- Building Utilities: $ 113,722

Fiduciary Funds

The County maintains a fiduciary fund for the assets of the pension trust fund for Boone County Matching Pension Plan for county employees. At the end of the current fiscal year, the net assets of the pension fund totaled $1,145,716, representing an increase of $182,785, or 19%, in total net assets from the previous year. The change is primarily due to employer matching contributions and investment income.

The County is trustee for two private-purpose trust funds. At the end of the current fiscal year, net assets of the trust funds totaled $40,500, representing an increase of $993 in net assets from the previous year. The change is due to contributions and investment income exceeding distributions made from the trust funds, pursuant to the trust agreements.

The County is the custodian of numerous agency funds. The most common use of agency funds is to account for pass-through activity associated with property tax collection and distribution; however, the County administers numerous agency funds for various other purposes such as pass-through criminal costs, inmate funds, and unclaimed fees. Since, by definition, all assets of the agency funds are held for the benefit of other entities, there are no net assets to discuss. At the end of the current fiscal year, the combined gross assets of the agency funds totaled over $115 million.

General Fund Budgetary Highlights

The final budget for the County's General Fund represents the original budget plus any supplemental appropriations approved during the year, combined with transfers of budgeted funds between departments and accounts. Prior year encumbrances are accounted for as a reservation of fund balance and are not added to the subsequent year's budget. Supplemental appropriations to the General Fund for the year totaled approximately $284,000 and represent budgetary increases associated with various grants and contracts received during the year. As previously noted, actual revenues exceeded budgetary estimates for the year and actual expenditures were less than appropriations resulting in a combined favorable budgetary variance. Revenues exceeded budgetary estimates by 3% and expenditures totaled 89% of budget. Appropriate adjustments, if needed, were implemented in the Fiscal Year 2006 budget process, depending on the causal factors of these variances. However, as previously noted, actual spending in the General Fund is consistently less than budget due to the unspent emergency appropriations and miscellaneous savings across a variety of departments and accounts.

Capital Assets and Debt Administration

Capital Assets

The County had invested over $45.6 million in a broad range of capital assets (net of accumulated depreciation) at the close of the fiscal year. This amount represents a net increase of approximately $3.5 million or 8%, over last year. Detailed information is provided in the schedule below.

Boone County, Missouri
Schedule of Changes in Capital Assets,
Net of Accumulated Depreciation
December 31,

	2005 Governmental Activities	2004 Governmental Activities
Land	$ 6,525,691	5,111,572
Construction in progress	631,180	1,478,753
Works of art	120,228	120,228
Buildings and improvements	28,193,224	28,333,610
Vehicles and equipment	5,404,963	4,969,887
Office furniture and equipment	463,813	471,142
Infrastructure	4,275,548	1,679,703
Total capital assets	$ 45,614,647	42,164,895

This year's major capital asset additions included:

- Approximately $2.0 million acquisition of land and buildings;
- More than $2.0 million investment in infrastructure assets (in conjunction with the road and bridge activities of the Public Works Department);

- Approximately $1.7 million in routine acquisitions and replacements of vehicles and equipment and office furniture and equipment.

For government-wide financial presentation, all depreciable capital assets were depreciated from acquisition date to the end of the current fiscal year. Fund financial statements, however, record capital asset purchases as expenditures and ignore depreciation. Depreciation expense of $1.99 million was recognized in the government-wide financial statements for fiscal year 2005; this compares to $1.53 million for the previous year. Depreciation expense was higher in the current year primarily to infrastructure that was previously classified as construction in progress, and therefore not being depreciated, being placed into service and subject to depreciation. In addition, assets that were depreciated for only a partial year in the previous year's financial statements were subject to a full years' depreciation in the current year. In addition, the building acquisition during 2005 increased depreciation expense for the year.

Capital asset retirements and disposals in the current year of approximately $600,000 (net of accumulated depreciation) consisted of downtown property acquired the prior year (land and building) as well as miscellaneous vehicles, office furniture, and equipment. Under the provisions of GASB 34, the County was required to begin *prospective* reporting of all general infrastructure assets beginning in fiscal year 2003, the year of implementation. The County's deadline for *retroactively* reporting all general infrastructure assets is fiscal year 2006. The County is continuing its efforts to compile the information needed to comply with the retroactive reporting requirement. Accordingly, amounts presented in the schedule above and in other sections of this CAFR reflect prospective reporting only at this time.

Additional information on Boone County's capital assets can be found in note 8 on page 46 of this report.

Long-term Debt

The schedule below summarizes the changes in net outstanding debt. As previously noted, the County does not report business type activities; accordingly, all debt is attributable to governmental activities.

Boone County, Missouri
Schedule of Changes in Net Outstanding Debt
December 31,

		Fiscal Year 2005	Fiscal Year 2004
Governmental Activities			
General Obligation Debt	$	630,000	785,000
Special Obligation Debt		6,665,000	4,930,000
Capital Lease Obligation		-	36,454
Unamortized premiums		72,994	78,834
Accrued compensated absences		734,837	677,533
Total	$	8,102,831	6,507,821

At the end of the current fiscal year, the County had long-term liabilities for governmental activities in the amount of $8.1 million compared to $6.5 million from the previous year. Of this amount,

$630,000 are general obligation bonds issued for the Neighborhood Improvement District program and are being retired through special assessments; $6.665 million are special obligation bonds being retired through a combination of general fund appropriations and lease rental revenue; approximately $73,000 is the result of unamortized premiums; and, approximately $735,000 is associated with accrued compensated absences. Taxable special obligation bonds in the amount of $2,005,000 were issued during the year to finance the acquisition of downtown properties to be used for future governmental operations. Additional information on Boone County's long-term debt can be found in note 9 on page 48 of this report.

Economic Outlook

The unemployment rate for Boone County remains significantly lower than the state and national averages. Local population growth is stable and continues at a pace faster than the state as a whole. Assessed valuation continues to grow and the local sales tax growth rate for each of the last three fiscal years 2005, 2004, and 2003 was 6.9%, 4.7%, and 3.7%, respectively. Currently enacted reductions in state revenue are expected to continue; however, no additional reductions are expected at this time. All of these factors were considered in preparing the Boone County budget for fiscal year 2006.

Requests for Information

This financial report is designed to provide a general overview of the finances of Boone County, Missouri, for all those with an interest in the government's finances. Questions concerning any of the information provided in this report or requests for additional financial information should be directed to the office of Boone County Auditor, Roger B. Wilson Government Center, 801 E. Walnut, Room 205, Columbia, MO 65201.

COUNTY OF BOONE
MISSOURI

BOONE COUNTY, MISSOURI

BASIC FINANCIAL STATEMENTS

BOONE COUNTY, MISSOURI

STATEMENT OF NET ASSETS
DECEMBER 31, 2005

		Primary Government	Component Unit
		Governmental Activities	Boone Hospital Trustees
ASSETS			
Cash and cash equivalents	$	1,514,855	21,173,626
Investments		18,720,779	35,717,703
Accrued interest		106,308	369,521
Accounts receivable		321,596	97,169
Commissions receivable		384,910	-
Property taxes receivable, net		658,752	-
Assessments receivable		522,880	-
Sales taxes receivable		4,561,168	-
Due from other governments		607,194	-
Due from others		4,080	15,942,669
Loans receivable		18,292	-
Deferred charges		186,559	431,017
Prepaid items		11,536	16,095
Restricted assets			
Cash and cash equivalents		1,893,409	-
Investments		203,398	3,380,554
Capital assets, net:			
Nondepreciable		7,277,099	16,599,182
Depreciable		38,337,548	38,148,257
Total assets		75,330,363	131,875,793
LIABILITIES			
Accounts payable		2,111,500	1,525,003
Wages payable		279,142	-
Accrued liabilities		52,823	-
Due to others		26,201	-
Estimated liability for claims incurred but not paid		351,692	-
Unearned revenue		412,472	-
Interest payable		130,377	629,985
Long-term liabilities:			
Due within one year		1,142,677	2,210,000
Due within more than one year		6,960,154	28,720,000
Total liabilities		11,467,038	33,084,988
NET ASSETS			
Invested in capital assets, net of related debt		39,783,056	23,187,454
Restricted for:			
Debt service		1,964,475	3,380,554
Statutory restrictions		10,568,518	-
Expendable donor restrictions		-	1,233,204
Nonexpendable donor restrictions		-	3,500,000
Unrestricted		11,547,276	67,489,593
Total net assets	$	63,863,325	98,790,805

See accompanying notes to the basic financial statements.

BOONE COUNTY, MISSOURI

STATEMENT OF ACTIVITIES
FOR THE YEAR ENDED DECEMBER 31, 2005

Function/Programs	Expenses	Program Revenues: Charges for Services	Program Revenues: Operating Grants and Contributions	Program Revenues: Capital Grants and Contributions	Net (Expenses) Revenue and Changes in Net Assets: Primary Government Governmental Activities	Net (Expenses) Revenue and Changes in Net Assets: Component Unit Boone Hospital Board of Trustees
PRIMARY GOVERNMENT						
GOVERNMENTAL ACTIVITIES:						
Policy and administration	$ 6,520,149	3,588,425	390,376	78,450	(2,462,898)	-
Law enforcement and judicial	15,556,658	1,580,250	2,147,233	17,550	(11,811,625)	-
Environment, public buildings, and infrastructure	11,331,430	283,553	1,266,480	-	(9,781,397)	-
Community health and public services	1,232,866	36,951	159,336	-	(1,036,579)	-
Economic vitality	67,875	-	-	-	(67,875)	-
Beautification and recreation	39,842	-	-	-	(39,842)	-
Protective inspection	1,047,305	319,135	116,019	-	(612,151)	-
Interest and fiscal charges	320,576	-	-	-	(320,576)	-
Total primary government	36,116,701	5,808,314	4,079,444	96,000	(26,132,943)	-
COMPONENT UNIT:						
Boone Hospital Board of Trustees	$ 6,294,540	18,727,245	1,716,914	-		14,149,619
GENERAL REVENUES:						
Property taxes					$ 3,467,469	56,938
Sales taxes					25,452,011	-
Franchise and other taxes					193,172	-
Investment revenue					660,643	1,496,463
Hospital lease revenue					1,477,571	-
Gain on sale of capital assets					255,692	15,207
Miscellaneous					432,654	16,862
Total general revenues					31,939,212	1,585,470
Change in net assets					5,806,269	15,735,089
NET ASSETS -- beginning					58,057,056	83,055,716
NET ASSETS -- ending					$ 63,863,325	98,790,805

See accompanying notes to the basic financial statements.

BOONE COUNTY, MISSOURI

BALANCE SHEET
GOVERNMENTAL FUNDS
DECEMBER 31, 2005

	Major Funds				
	General Fund	Road & Bridge Fund	Law Enforcement Services Fund	Nonmajor Governmental Funds	Total Governmental Funds
ASSETS					
Cash and cash equivalents	$ 1,217,425	110,059	-	187,371	1,514,855
Investments	6,541,956	5,128,330	616,201	3,630,888	15,917,375
Accrued interest	55,932	28,111	4,718	8,366	97,127
Accounts receivable	216,966	389	-	103,062	320,417
Commissions receivable	189,495	1,998	-	193,417	384,910
Property taxes receivable	572,754	239,833	-	-	812,587
Assessments receivable	-	-	-	522,880	522,880
Sales taxes receivable	2,028,637	2,026,649	505,882	-	4,561,168
Loans receivable from other funds	257,202	-	-	-	257,202
Due from other funds	6,441	8,101	1,392	9,027	24,961
Due from other governments	446,896	150,539	-	9,759	607,194
Due from others	4,080	-	-	-	4,080
Loans receivable	18,292	-	-	-	18,292
Prepaid items	11,216	-	-	320	11,536
Restricted assets:					
Cash and cash equivalents	319,791	-	-	1,573,618	1,893,409
Investments	203,398	-	-	-	203,398
Total assets	12,090,481	7,694,009	1,128,193	6,238,708	27,151,391
LIABILITIES AND FUND BALANCES					
Liabilities:					
Accounts payable	704,589	1,110,766	60,847	202,002	2,078,204
Wages payable	193,471	48,674	17,630	11,461	271,236
Accrued liabilities	43,633	5,320	1,791	1,199	51,943
Due to other funds	16,726	-	-	8,950	25,676
Due to other governments	136	-	-	-	136
Due to others	23,582	-	-	2,483	26,065
Deferred revenue	458,810	28,719	486	518,778	1,006,793
Loans payable to other funds	-	-	-	257,202	257,202
Total liabilities	1,440,947	1,193,479	80,754	1,002,075	3,717,255
Fund balances:					
Reserved for:					
Loan receivable	275,494	-	-	-	275,494
Prepaid items	11,216	-	-	320	11,536
Debt service	319,651	-	-	1,155,377	1,475,028
Capital projects	-	-	-	833,409	833,409
Security deposits	203,538	-	-	-	203,538
Encumbrances	79,919	2,411,516	34,051	44,000	2,569,486
Unreserved					
Designated for capital improvements	2,200,000	-	250,000	-	2,450,000
Undesignated, reported in:					
General fund	7,559,716	-	-	-	7,559,716
Special revenue funds	-	4,089,014	763,388	2,934,381	7,786,783
Capital project funds	-	-	-	269,146	269,146
Total fund balances	10,649,534	6,500,530	1,047,439	5,236,633	23,434,136
Total liabilities and fund balances	$ 12,090,481	7,694,009	1,128,193	6,238,708	27,151,391

See accompanying notes to the basic financial statements.

BOONE COUNTY, MISSOURI

RECONCILIATION OF THE BALANCE SHEET OF GOVERNMENTAL FUNDS
TO THE STATEMENT OF NET ASSETS
DECEMBER 31, 2005

Total fund balance-- total governmental funds	$ 23,434,136
Amounts reported for governmental activities in the statement of net assets are different because:	
Capital assets used in governmental activities (excluding internal service fund capital assets) are not financial resources and, therefore, are not reported in the fund financial statements.	45,583,878
Some of the County's property taxes and special assessments will be collected after the 60-day availability period and are deferred in the fund financial statements. However, revenue for this amount is recognized in the government-wide financial statements, net of allowance for uncollectible amounts.	440,486
Internal service funds are used by management to charge the cost of building and custodial maintenance and self-insurance to the individual governmental funds, generally on a cost-reimbursement basis. The assets and liabilities of the internal service funds are included in governmental activities in the statement of net assets.	2,436,170
Long-term liabilities applicable to the County's governmental activities (excluding internal service fund accrued compensated absences) are not due and payable in the current period and, accordingly, are not reported as liabilities within the fund financial statements. Interest on long-term debt is not accrued in governmental funds, but rather is recognized as an expenditure when due. All liabilities -- both current and long-term -- are reported on the government-wide statement of net assets. Discounts, premiums, bond issuance costs, and deferred amounts on refunding are reported in the governmental fund financial statements when the debt was issued, whereas these amounts are deferred and amortized over the life of the debt as an adjustment to interest expense on the government-wide financial statements.	
Balances as of December 31, 2005 are:	
Accrued interest on long-term debt	(130,377)
Bonds payable	(7,295,000)
Unamortized premiums	(72,994)
Unamortized bond issuance costs	186,559
Accrued compensated absences	(719,533)
Total net assets -- governmental activities -- statement of net assets	$ 63,863,325

See accompanying notes to the basic financial statements.

BOONE COUNTY, MISSOURI

STATEMENT OF REVENUES, EXPENDITURES, AND CHANGES IN FUND BALANCES
GOVERNMENTAL FUNDS
YEAR ENDED DECEMBER 31, 2005

	Major Funds				
	General Fund	Road & Bridge Fund	Law Enforcement Services Fund	Nonmajor Governmental Funds	Total Governmental Funds
REVENUES					
Property taxes	$ 2,505,227	1,025,726	-	-	3,530,953
Assessments	-	-	-	226,077	226,077
Sales taxes	11,012,073	11,452,487	2,748,220	239,231	25,452,011
Other taxes	162,240	-	-	-	162,240
Licenses and permits	443,528	16,871	-	10,932	471,331
Intergovernmental	2,730,478	1,268,501	-	399,282	4,398,261
Charges for services	3,248,824	127,229	-	1,393,819	4,769,872
Fines and forfeitures	-	-	-	27,846	27,846
Investment income	235,698	190,479	25,128	113,405	564,710
Interfund services provided	210,523	14,787	-	-	225,310
Miscellaneous:					
Hospital lease revenue	1,477,571	-	-	-	1,477,571
Contributions	-	-	-	1,110	1,110
Other	429,869	21,319	-	104,374	555,562
Total revenues	22,456,031	14,117,399	2,773,348	2,516,076	41,862,854
EXPENDITURES					
Current:					
Policy and administration	5,033,388	-	-	1,043,392	6,076,780
Law enforcement and judicial	12,664,843	-	1,959,567	625,787	15,250,197
Environment, public buildings, and infrastructure	31,405	11,676,155	-	139,286	11,846,846
Community health and public services	1,183,782	-	-	49,084	1,232,866
Economic vitality	67,875	-	-	-	67,875
Beautification and recreation	39,842	-	-	-	39,842
Protective inspection	1,037,370	-	-	-	1,037,370
Interfund services used	14,787	150,000	-	60,523	225,310
Capital outlay	478,858	1,247,587	588,299	2,336,355	4,651,099
Debt service:					
Principal retirement	306,454	-	-	155,000	461,454
Interest and fiscal charges	151,888	-	-	120,781	272,669
Total expenditures	21,010,492	13,073,742	2,547,866	4,530,208	41,162,308
REVENUES OVER (UNDER) EXPENDITURES	1,445,539	1,043,657	225,482	(2,014,132)	700,546
OTHER FINANCING SOURCES (USES)					
Proceeds of long-term debt	-	-	-	2,005,000	2,005,000
Transfers in	-	-	-	404,338	404,338
Transfers out	(300,000)	-	-	(104,338)	(404,338)
Sale of capital assets	358,630	291,418	-	-	650,048
Total other financing sources (uses)	58,630	291,418	-	2,305,000	2,655,048
NET CHANGE IN FUND BALANCES	1,504,169	1,335,075	225,482	290,868	3,355,594
FUND BALANCES, beginning of year	9,145,365	5,165,455	821,957	4,945,765	20,078,542
FUND BALANCES, end of year	$ 10,649,534	6,500,530	1,047,439	5,236,633	23,434,136

See accompanying notes to the basic financial statements.

BOONE COUNTY, MISSOURI

RECONCILIATION OF THE STATEMENT OF REVENUES, EXPENDITURES AND CHANGES IN FUND BALANCES OF GOVERNMENTAL FUNDS TO THE STATEMENT OF ACTIVITIES FOR THE YEAR ENDED DECEMBER 31, 2005

Net change in fund balances -- governmental funds-- statement of revenues, expenditures, and changes in fund balances	$	3,355,594
Amounts reported for governmental activities in the statement of net assets are different because:		
Governmental funds report capital outlays as expenditures. However, in the statement of activities, the cost of those assets that meet the capitalization threshold is allocated over their estimated useful lives and recorded as depreciation expense. This is the amount by which such capital outlays exceeded depreciation expense in the current period.		4,033,744
The net effect of various miscellaneous transactions involving capital assets (i.e., sales, trade-ins) is to decrease net assets.		(595,287)
Revenues in the statement of activities (net of allowance for uncollectible amounts) that do not provide current financial resources are not reported as revenues in the fund financial statements. This amount represents the extent to which revenues not providing current financial resources in the current fiscal year exceeded revenues not providing current financial resources in the prior fiscal year (which are recognized in the fund financial statements in the current year).		(170,053)
Internal service funds are used by management to charge the cost of building and custodial maintenance and self-insurance to the individual governmental funds. The net income of internal service funds attributable to governmental activities is reported on the statement of activities.		788,644
Bond proceeds are reported as financing sources in governmental funds financial statements and thus increase fund balance. In the statement of net assets, however, issuing debt increases long-term liabilities and does not affect the statement of activities. Similarly, governmental funds report repayment of principal on bonds payable and capital leases as an expenditure. However, repayment of principal is not recognized as an expense in the statement of activities; instead, it reduces the liability in the statement of net assets.		
Debt issued during the current year: Special obligation bonds payable	(2,005,000)	
Annual principal payments on bonds payable and capital leases	461,454	
		(1,543,546)
Under the modified accrual basis of accounting used in the governmental funds financial statements, expenditures are not recognized for transactions that are not normally paid with expendable available financial resources. In the statement of activities, however, which is presented on the accrual basis of accounting, expenses and liabilities are reported regardless of when financial resources are available. In addition, interest on long-term debt is not recognized under the modified accrual basis of accounting until due, rather than as it accrues.		
This adjustment combines the net changes of the following:		
Accrued compensated absences	(54,498)	
Accrued interest on bonds	(53,747)	
Premiums on debt issuances, net of amortization	5,840	
Deferred bond issuance costs, net of amortization	39,578	
		(62,827)
Change in net assets -- governmental activities -- statement of activities	$	5,806,269

See accompanying notes to the basic financial statements.

BOONE COUNTY, MISSOURI

STATEMENT OF NET ASSETS
PROPRIETARY FUNDS
DECEMBER 31, 2005

		Governmental Activities—Internal Service Funds
ASSETS		
Current assets:		
Investments	$	2,803,404
Accrued interest		9,181
Accounts receivable		1,179
Due from other funds		715
Total current assets		2,814,479
Noncurrent assets:		
Capital assets, net		30,769
Total assets		2,845,248
LIABILITIES		
Current liabilities:		
Accounts payable		33,296
Wages payable		7,906
Compensated absences		15,304
Accrued liabilities		880
Estimated liability for claims incurred but not paid		351,692
Total liabilities		409,078
NET ASSETS		
Invested in capital assets, net of related debt		30,769
Unrestricted		2,405,401
Total net assets	$	2,436,170

See accompanying notes to the basic financial statements.

BOONE COUNTY, MISSOURI

STATEMENT OF REVENUES, EXPENSES, AND
CHANGES IN FUND NET ASSETS—PROPRIETARY FUNDS
YEAR ENDED DECEMBER 31, 2005

	Governmental Activities—Internal Service Funds
OPERATING REVENUES	
Charges for services	$ 4,238,666
Total operating revenues	4,238,666
OPERATING EXPENSES	
Salaries and employee benefits	545,063
Claims expense	1,851,544
Insurance premiums	490,925
Supplies, services, and other charges	657,301
Depreciation	1,122
Total operating expenses	3,545,955
Operating income	692,711
NONOPERATING REVENUES (EXPENSES)	
Investment income	96,391
Gain (loss) on sale of capital assets	(458)
Total nonoperating revenues (expenses)	95,933
Change in net assets	788,644
Total net assets, beginning of year	1,647,526
Total net assets, end of year	$ 2,436,170

See accompanying notes to the basic financial statements.

BOONE COUNTY, MISSOURI

STATEMENT OF CASH FLOWS
PROPRIETARY FUNDS
YEAR ENDED DECEMBER 31, 2005

	Governmental Activities—Internal Service Funds
CASH FLOWS FROM OPERATING ACTIVITIES	
Receipts from customers	$ 4,238,048
Payments to employees	(542,731)
Payments to suppliers for goods and services	(2,758,554)
Net cash provided by (used in) operating activities	936,763
CASH FLOWS FROM NONCAPITAL FINANCING ACTIVITIES	
Advance from (to) other funds	(12,306)
Net cash provided by (used in) noncapital financing activities	(12,306)
CASH FLOWS FROM CAPITAL AND RELATED FINANCING ACTIVITIES	
Purchases of capital assets	(12,875)
Net cash provided by (used in) capital and related financing activities	(12,875)
CASH FLOWS FROM INVESTING ACTIVITIES	
Proceeds from sales and maturities of investments	3,427,039
Purchase of investments	(4,428,278)
Interest received	89,657
Net cash provided by (used in) investing activities	(911,582)
Net increase in cash and cash equivalents	-
Cash and cash equivalents, beginning of year	-
Cash and cash equivalents, end of year	-
Reconciliation of operating income (loss) to net cash provided by (used in) operating activities:	
Operating income	692,711
Depreciation	1,122
Change in assets and liabilities:	
Decrease (increase) in receivables	(618)
Increase (decrease) in accounts payable and estimated liability for claims incurred but not paid	241,216
Increase (decrease) in wages payable	(474)
Increase (decrease) in compensated absences	2,806
Net cash provided by (used in) operating activities	936,763
Noncash investing, capital, and financing activities:	
Net appreciation (depreciation) in value of investments reported at fair value (not classified as cash equivalents)	$ 16,499

See accompanying notes to the basic financial statements.

BOONE COUNTY, MISSOURI

STATEMENT OF FIDUCIARY NET ASSETS
FIDUCIARY FUNDS
DECEMBER 31, 2005

	Pension Trust Fund	Private-Purpose Trust Funds	Agency Funds
ASSETS			
Cash and cash equivalents	$ -	-	14,850,998
Investments:			
U.S. Government and agency securities	-	40,387	79,948,074
Money market mutual funds	1,023,279	-	-
Investment contract agreements	122,437	-	-
Accrued interest	-	113	48,548
Accounts receivable	-	-	14,254
Property taxes receivable	-	-	20,374,758
Due from others	-	-	284,482
Total assets	1,145,716	40,500	115,521,114
LIABILITIES			
Accounts payable	-	-	163,244
Due to other political subdivisions	-	-	115,357,870
Total liabilities	-	-	115,521,114
NET ASSETS			
Held in trust for pension benefits and other purposes	1,145,716	40,500	-
Total net assets	$ 1,145,716	40,500	-

See accompanying notes to the basic financial statements.

BOONE COUNTY, MISSOURI

STATEMENT OF CHANGES IN FIDUCIARY NET ASSETS
FIDUCIARY FUNDS
YEAR ENDED DECEMBER 31, 2005

		Pension Trust Fund	Private-Purpose Trust Funds
ADDITIONS			
Contributions - employer	$	166,380	-
Contributions - other		-	101
Investment income		54,886	1,172
Total additions		221,266	1,273
DEDUCTIONS			
Benefits		38,481	-
Scholarships		-	280
Total deductions		38,481	280
Change in net assets		182,785	993
NET ASSETS, beginning of year		962,931	39,507
NET ASSETS, end of year	$	1,145,716	40,500

See accompanying notes to the basic financial statements.

(1) Summary of Significant Accounting Policies

Boone County, Missouri (the County) is a first-class County, effective January 1, 1991, governed by a County commission comprised of a northern district commissioner, southern district commissioner, and presiding commissioner. Elected officials are responsible for the operations of certain County offices, including the assessor, collector, treasurer, clerk, auditor, sheriff, public administrator, prosecuting attorney and recorder offices, and the circuit court with its various divisions.

The accounting policies and financial reporting practices of the County conform to U.S. generally accepted accounting principles (GAAP) applicable to governmental entities. The following is a summary of the more significant policies:

(a) Reporting Entity

The County's financial reporting entity has been determined in accordance with governmental standards for defining the reporting entity and identifying entities to be included in its basic financial statements. These standards identify the County's financial accountability for potential component units as the primary, but not only, criteria for inclusion. The County is financially accountable if it appoints a voting majority of a potential component unit governing body and is able to impose its will on that potential component unit, or there is a potential for the potential component unit to provide specific financial benefits to or impose specific financial burdens on the County. The County's financial reporting entity consists of Boone County, Missouri (the primary government) and its component unit.

Component Unit

The County has no blended component units. The component unit column in the government-wide financial statements presents the financial data of the County's discretely presented component unit discussed below.

Board of Trustees of Boone County Hospital – The Board of Trustees of Boone County Hospital (the Trustees) is the governing body of Boone Hospital Center (the Hospital), which provides acute healthcare services to Columbia and the surrounding region. In September of 1998, the Trustees and the County entered into a lease agreement with CH Allied Services, Inc. (CHAS) to operate the Hospital. In January 2001, the lease agreement was amended and restated. The Hospital lease agreement is explained in note 10. The Trustees serve as lessor and share in certain Hospital management responsibilities pursuant to the lease agreement. The original lease and any renewals require the approval of the County Commissioners. The Trustees, who are elected by County voters, do not have authority to issue debt without approval by the County Commissioners.

The Trustees also govern the Boone Hospital Foundation and The Walter Johnson Palliative Care Foundation. Both foundations began business in 2002 and are included as discretely presented component units of the Trustees. The purpose of the Boone Hospital Foundation is to provide support and provision of care to and in respect to patients at the Hospital and its facilities. The purpose of the Walter Johnson Palliative Care Foundation is to provide support and provision of palliative care to patients and their families at the Hospital and its facilities. Financial information presented for the Trustees is for the fiscal year ended December 31, 2005.

(Continued)

Complete financial statements for the discretely presented component unit can be obtained from its administrative office as follows:

Boone Hospital Center
1600 E. Broadway
Columbia, Missouri 65201

Related Organizations

The County Commissioners also are responsible for appointing the members of Boone County Group Homes and Family Support, the Board of Trustees of the Boone County Regional Sewer District, the Industrial Development Authority, the Boone County Library Board, and the Boone County Mental Health Board of Trustees. The County's accountability for these organizations does not extend beyond making the appointments. Thus, these organizations are not component units of the County, and accordingly, no financial data for these organizations are included in the County's basic financial statements.

(b) Government-wide and Fund Financial Statements

The government-wide financial statements (i.e., the statement of net assets and the statement of activities) report information on all of the nonfiduciary activities of the County and its component unit. The effect of interfund activity has been removed from these statements. The County's nonfiduciary activities consist entirely of governmental activities, which normally are supported by taxes and intergovernmental revenues. The County has no business-type activities that rely to a significant extent on charges for services from external parties. Additionally, the County is reported separately from the legally separate component unit for which the County is financially accountable.

The statement of activities demonstrates the degree to which the direct expenses of a given function or segment are offset by program revenues. Direct expenses are those that are clearly identifiable with a specific function. Program revenues include (1) charges for services to customers or applicants who purchase, use, or directly benefit from goods, services, or privileges provided by a given function and (2) grants and contributions that are restricted to meeting the operational or capital requirements of a particular function. Taxes, unrestricted interest earnings, gains, and other miscellaneous revenues not properly included among program revenues are reported instead as general revenues.

Following the government-wide financial statements are separate financial statements for governmental funds, proprietary funds, and fiduciary funds. Fiduciary activities are excluded from the government-wide financial statements. Major individual governmental funds are reported as separate columns in the fund financial statements. The County has determined that the general fund, the road and bridge fund, and the law enforcement services fund are major governmental funds. All other governmental funds are reported in one column labeled "Nonmajor Governmental Funds." The total fund balances for all governmental funds is reconciled to total net assets for governmental activities as shown on the statement of net assets. The net change in fund balance for all governmental funds is reconciled to the total change in net assets as shown on the statement of activities in the government-wide statements. Additionally, the County has six internal service funds (governmental activities): self-insured health plan, self-insured dental plan, self-insured workers'

compensation, facilities and grounds, building and grounds capital repair and replacement fund, and utilities fund. All internal service fund activity is combined into a single column on the proprietary fund statements since major fund reporting requirements do not apply to internal service funds.

The fund financial statements of the County are organized on the basis of funds, each of which is considered a separate accounting entity with self-balancing accounts that comprise its assets, liabilities, fund balances/net assets, revenues and expenditures, or expenses. Governmental resources are allocated to and accounted for in individual funds based upon the purposes for which they are to be spent and the means by which spending activities are controlled. The following funds are reported by the County:

Governmental Funds

Governmental funds are those through which most governmental functions are financed. The acquisition, uses, and balances of the County's expendable financial resources and the related liabilities (except those accounted for in proprietary funds) are accounted for through governmental funds. The measurement focus is upon determination of and changes in financial position rather than upon net income.

The following are the County's governmental major funds:

General Fund – The general fund is the general operating fund of the County. All general tax revenues and other receipts not allocated by law or contractual agreement to another fund are accounted for in this fund. This fund provides for general operating expenditures, fixed charges, and the capital improvement costs not paid through other funds.

Road and Bridge Fund – The road and bridge fund is a special revenue fund used to account for the operations of the public works department. Financing is primarily provided by a one-half cent sales tax, revenue from the State of Missouri, and property taxes.

Law Enforcement Services Fund – The law enforcement services fund is a special revenue fund financed by a one-eighth cent sales tax for law enforcement and judicial activities.

The other governmental funds of the County are considered nonmajor and are reported as nonmajor governmental funds within these financial statements. Nonmajor governmental funds include special revenue funds that account for the proceeds of specific revenue sources that are legally restricted, or restricted through local policy, to expenditures for specific purposes; debt service funds that account for the accumulation of resources for, and repayment of, general obligation long-term debt principal, interest, and related costs; and capital projects funds that account for financial resources used for the acquisition or construction of major capital facilities.

Proprietary Funds

Proprietary funds are used to account for activities that are similar to those found in the private sector. The measurement focus is on the determination of net income and capital maintenance.

(Continued)

The following are the County's proprietary funds:

Internal Service Funds – Internal service funds are used to account for the financing of goods or services provided by one department or agency to other departments or agencies of a government, or to other governments, on a cost-reimbursement basis. The following internal service funds have been established: the self-insured health plan fund, the self-insured dental plan fund, the self-insured workers' compensation fund, the facilities and grounds fund, the building and grounds capital repair and replacement fund, and the utilities fund. The self-insured health plan fund accounts for operations of the self-insured health plan for County employees. The self-insured dental plan fund accounts for operations of the self-insured dental plan for County employees. The self-insured workers' compensation fund accounts for operations of the self-insured workers' compensation plan for County employees. The facilities and grounds fund accounts for the operations of the facilities maintenance and housekeeping departments. The buildings and grounds capital repair and replacement fund provides for the accumulation of resources to be used for major repairs and replacements for County-owned buildings. The utilities fund accounts for building utilities for the Government Center, the Johnson Building, the Courthouse, the County-owned space in the Centralia Clinic, and the building located at 607 East Ash.

In the government-wide and proprietary fund financial statements, the County applies all applicable Governmental Accounting Standards Board (GASB) pronouncements, as well as the following private-sector pronouncements issued on or before November 30, 1989, unless these pronouncements conflict with or contradict GASB pronouncements: Financial Accounting Standards Board (FASB) Statements and Interpretations, Accounting Principles Board (APB) Opinions, and Accounting Research Bulletins (ARBs) of the Committee on Accounting Procedure. The discretely presented component unit has elected to apply the provisions of all relevant pronouncements of the FASB, including those issued after November 30, 1989, that do not conflict with or contradict GASB pronouncements.

Fiduciary Funds

Fiduciary funds are used to account for assets held by the County in a trustee capacity or as an agent for individuals, private organizations, or other governmental units.

The following are the County's fiduciary funds:

Pension Trust Fund – The pension trust fund accounts for the plan net assets of the Boone County Matching Pension Plan, a defined contribution plan under Internal Revenue Code (IRC) Section 401(a). The pension trust fund is accounted for and reported similar to a proprietary fund.

Private Purpose Trust Funds – The private-purpose trust funds are used to account for all other trust arrangements under which principal and income benefit individuals, private organizations, or other governments. Private-purpose trust funds are accounted for and reported similar to a proprietary fund. Two private-purpose trust funds have been established: the George Spencer Trust Fund, which was established to award academic scholarships from the interest earned, and the Union Cemetery Trust Fund, which was established to fund the maintenance of the Union Cemetery.

(Continued)

Agency Funds – Agency funds are custodial in nature (assets equal liabilities) and do not involve the measurement of results of operations. The County maintains agency funds for special taxing districts, the Circuit Clerk, the Collector of Revenue, and for other miscellaneous purposes.

(c) Basis of Accounting

Basis of accounting refers to when revenues and expenditures or expenses are recognized in the accounts and reported in the basic financial statements. Basis of accounting relates to the timing of the measurements made, regardless of the measurement focus applied.

The government-wide financial statements are reported using the economic resources measurement focus and accrual basis of accounting, as are the financial statements of the proprietary fund, pension trust fund, private-purpose trust fund, and the discretely presented component unit. Revenues are recorded when earned and expenses are recorded when a liability is incurred, regardless of the timing of the related cash flows. Property taxes are recognized as revenues in the year for which they are levied. Grants and similar items are recognized as revenue as soon as all eligibility requirements have been met.

Proprietary funds distinguish operating revenues and expenses from nonoperating items. Operating expenses for the internal service funds consist of the cost of providing services to other County funds, and operating revenues consist of the charges to other County funds for these services. Investment income and gains or losses on disposals of capital items are considered nonoperating.

Governmental fund financial statements are reported using the current financial resources measurement focus and the modified accrual basis of accounting.

Under the modified accrual basis of accounting, revenues are recorded when both measurable and available. The term "available" is defined as collectible within the current period or soon enough thereafter to be used to pay the liabilities of the current period. For the County, available is defined as expected to be received within 60 days of fiscal year-end, except for government grants, which is within 270 days of fiscal year-end. Expenditures generally are recorded when a liability is incurred, as under accrual accounting. However, debt service expenditures, as well as expenditures related to compensated absences and claims and judgments, are recorded only when payment is due (i.e. matured).

GASB Statement No. 33 groups nonexchange transactions into the following four classes, based upon their principal characteristics: derived tax revenues, imposed nonexchange revenues, government mandated nonexchange transactions, and voluntary nonexchange transactions.

The County recognizes assets from derived tax revenue transactions (such as sales taxes) in the period when the underlying exchange transaction on which the tax is imposed occurs or when the assets are received, whichever occurs first. Revenues are recognized, net of estimated refunds and estimated uncollectible amounts, in the same period that the assets are recognized, provided that the underlying exchange transaction has occurred. Resources received in advance are reported as deferred revenues until the period of the exchange.

(Continued)

The County recognizes assets from imposed nonexchange revenue transactions (such as property taxes, licenses and permits, and fines and forfeitures) in the period when an enforceable legal claim to the assets arises or when the resources are received, whichever occurs first. Revenues are recognized in the period when the resources are required to be used or the first period that use is permitted. The County recognizes revenues from property taxes, net of refunds and estimated uncollectible amounts, in the period for which the taxes are levied.

Intergovernmental revenues, representing grants and assistance received from other governmental units, are generally recognized as revenues in the period when all eligibility requirements, as defined by GASB Statement No. 33, have been met. Any resources received before eligibility requirements are met are reported as deferred revenues.

Charges for services in the governmental funds, which are exchange transactions and are, therefore, not subject to the provisions of GASB Statement No. 33, are recognized as revenues when received in cash because they are generally not measurable until actually received.

When both restricted and unrestricted resources are available for use, it is the County's policy to use restricted resources first and then unrestricted resources as they are needed.

For the pension trust funds, under the accrual basis of accounting, contributions are recognized in the period in which the contributions are due and benefits are recognized when they become due and payable.

(d) Cash and Investments

The County Treasurer maintains a cash and investment pool that is available for use by all funds except the pension trust fund. Within the financial statements, income from investments associated with one fund is not assigned to another fund for other than legal or contractual reasons. In addition, cash and investments are separately maintained by County court officials and third-party trustee and fiscal agents.

Investments are recorded at fair value. Fair values for investments are determined by closing market prices at year-end.

(e) Inventories

Purchases of materials and supplies in the governmental funds are charged to expenditures as incurred. Amounts of inventories are immaterial.

(f) Capital Assets

Capital assets, which include buildings, improvements, equipment, infrastructure assets (e.g., roads, drainage structures, and similar items), and works of art, are reported in the governmental activities column in the government-wide financial statements, net of accumulated depreciation. Capital assets also are recorded in the proprietary fund financial statements. Capital assets are defined by the County as assets with an estimated useful life in excess of one year with an initial, individual cost of $5,000 or more, infrastructure with a cost of $50,000 or more, and all land and land improvements.

(Continued)

Pursuant to the transition provisions of GASB Statement No. 34, infrastructure assets acquired prior to January 1, 2003 have not been reported within the County's basic financial statements. These infrastructure assets will be retroactively reported in future years.

Purchased or constructed capital assets are reported at cost or estimated historical cost. Donated capital assets are recorded at their estimated fair market value at the date of donation. The costs of normal maintenance and repairs that do not add to the value of the asset or materially extend the assets' lives are not capitalized.

Depreciation, including depreciation recognized on assets acquired through government grants and other aid, is computed on the straight-line method over the estimated useful lives of the various classes of assets. The estimated useful lives of depreciable capital assets are as follows:

	Years
Buildings and improvements	5 to 50
Vehicles and equipment	4 to 7
Office furniture and equipment	3 to 4
Infrastructure	10 to 50

Component Unit

Capital assets acquired for use by the component unit are recorded at cost. Donated capital assets are recorded at fair market value at the date of donation. The component unit's assets are depreciated on a straight-line basis over the estimated useful life of each class of depreciable asset.

(g) Restricted Assets

Restricted assets, comprised of cash and cash equivalents and investments, represent those funds that are restricted as to use either at the time of receipt, by action of a governing body, or by legal requirement. At December 31, 2005, the County's restricted assets represent the proceeds of bond issuances restricted as to their use and the pledged security for the self-insured workers' compensation plan.

(h) Reserved Fund Balance/Restricted Net Assets

Reserved fund balance represents the portion of fund balance that is not available for subsequent year appropriation and is legally segregated for a specific future use. Restricted net assets represents the portion of net assets that are legally restricted by outside parties or by law through constitutional precisions or enabling legislation.

(i) Encumbrances

Encumbrance accounting, under which purchase orders, contracts, and other commitments for the expenditure of funds are recorded in order to reserve that portion of the appropriation, is utilized in the governmental funds. Encumbrances are reported as reservations of fund balances because they do not constitute expenditures or liabilities for GAAP-basis financial statements. Encumbrances will remain in force and be liquidated under the current year's budget.

(Continued)

(j) Amortization

In Government-wide financial statements, bond premiums are recorded as an addition to the debt obligation and bond issuance costs are recorded as a deferred charge. Such amounts are amortized using the interest method or bonds outstanding method over the term of the related revenue bonds.

In the fund financial statements, governmental funds recognize bond premiums, as well as bond issuance costs, during the current period. The face amount of debt issued is reported as other financing sources. Premiums received on debt issuances are reported as other financing sources. Issuance costs, whether or not withheld from the actual debt proceeds received, are reported as debt service expenditures.

(k) Compensated Absences

Under terms of the County's personnel policies, employees are granted vacation and sick leave in varying amounts. County employees are allowed to carry their total accrued vacation leave balance. However, in the event of termination, County employees are only paid for accrued vacation leave up to a maximum of two times their annual accrual of vacation leave. Employees are not paid for accumulated sick leave upon termination. The vacation earned by County employees, subject to the aforementioned maximum, has been recorded as a long-term liability in the government-wide financial statements. A liability for compensated absences is recorded within the fund financial statements only to the extent that this liability has matured. Compensated absences are typically liquidated from the general fund.

(l) Interfund Transactions

In the fund financial statements, the County has the following types of transactions among funds:

Transfers

Legally authorized transfers are reported when incurred as "transfers in" by the recipient fund and as "transfers out" by the disbursing fund.

Interfund Services Provided/Used

Charges for services rendered by one fund for another are recognized as revenues (interfund services provided) of the recipient fund and expenditures or expenses (interfund services used) of the disbursing fund. These transactions are recorded as interfund services because they would be treated as revenues and expenditures or expenses if they involved organizations external to the County.

(m) Statement of Cash Flows

For the purpose of the statement of cash flows, cash and cash equivalents are defined as cash and all highly liquid investments (including restricted assets) with a maturity of three months or less at the date of purchase.

(Continued)

(n) Use of Estimates

The preparation of basic financial statements in conformity with U.S. generally accepted accounting principles requires management to make estimates and assumptions that affect the reported amounts of assets and liabilities and disclosure of contingent assets and liabilities at the date of the basic financial statements and the reported amounts of revenue, expenses, and expenditures during the reporting period. Actual results could differ from those estimates.

(2) Individual Fund Deficits

At December 31, 2005, the Special Revenue—Neighborhood Improvement Districts fund accumulated deficit of $208,643 is the result of expenditures exceeding assessment revenue in 2005. The deficit will be offset by future assessment revenue.

(3) Cash and Investments

Primary Government

The County's investment policies are governed by County Commission Order, state statutes, and management policies. The County deposits all cash with the County Treasurer, who maintains all banking relationships for the County. Additionally, all investment decisions are made by the County Treasurer and the Treasurer's agents. County moneys are deposited in FDIC-insured banks located within the State of Missouri.

The County is authorized to invest in the following:

a. United States Treasury Securities;
b. United States Agency Securities, including coupon and zero coupon securities, discount notes, callable securities, step-up securities, floating rate securities, and mortgage backed securities;
c. Repurchase agreements;
d. Collateralized public deposits (certificates of deposit);
e. Banker's acceptance and
f. Commercial paper.

Investments are recorded at fair value. Fair value for investments is determined by closing market prices at year-end as reported by FT Interactive Data. In addition, money market mutual funds are classified as cash and cash equivalents on the statement of net assets but as investments for risk disclosure.

(a) Interest Rate Risk

Interest rate risk is the risk that the fair value of investments will be adversely affected by a change in interest rates. The County's investment policy provides that the County seeks to minimize the risk that the market value of securities in its portfolio will decrease due to changes in general interest rates by structuring the investment portfolio so that securities mature to meet cash requirements for ongoing operations, thereby avoiding the need to sell securities on the open market prior to maturity. Additionally, the County primarily invests operating funds in shorter-term securities.

(Continued)

As of December 31, 2005, the County had the following investments and maturities:

			Investment maturities (in years)	
		Fair value	Less than one	1–5
Investment type:				
U.S. Treasuries	$	203,398	203,398	—
U.S. Agencies:				
Federal Farm Credit Discount		3,995,600	3,995,600	—
Federal Farm Credit Bank		1,973,750	1,973,750	—
Federal Home Loan Bank		41,795,201	38,864,889	2,930,312
Federal Home Loan Mortgage Corporation		12,137,665	11,161,472	976,193
Freddie Discount notes		4,934,000	4,934,000	—
Federal National Mortgage Association		33,873,024	33,873,024	—
Money market mutual funds		1,893,409	1,893,409	—
Pension Trust Fund investments:				
Money market mutual funds		1,023,279	1,023,279	—
Investment contract agreements		122,437	122,437	—
Total	$	101,951,763	98,045,258	3,906,505

(b) Credit Risk

Credit risk is the risk that an issuer or other counterparty to an investment will not fulfill its obligations. Credit risk is measured using credit quality ratings of investments in debt securities as described by nationally recognized rating agencies such as Moody's Investor Services.

The County's investment policy provides that the County will minimize credit risk by pre-qualifying the financial institutions, brokers/dealers, intermediaries, and advisors with which the County will do business, as well as through diversifying its portfolio in order to minimize potential losses on individual securities.

The County's investments in U.S. Agencies were rated Aaa by Moody's Investor Services as of December 31, 2005. All other investments were unrated as of December 31, 2005.

(c) Custodial Credit Risk

Custodial credit risk is the risk that, in the event of the failure of a counterparty, the County will not be able to recover the value of the investments, collateral securities, or deposits that are in the possession of the counterparty. The County's investment policy requires that deposits be covered by adequate pledge collateral. In order to anticipate market changes and provide a level of security for all funds, the market value (including accrued interest) of the collateral should be at least 102%.

(Continued)

The County's investment policy further provides that all securities that serve as collateral against the deposits of a depository institution must be safekept at a nonaffiliated custodial facility. Depository institutions pledging collateral against deposits must, in conjunction with the custodial agent, furnish the necessary custodial receipts within five business dates from the settlement date. The County shall have a depository contract and pledge agreement with each safekeeping bank that complies with the Financial Institutions, Reform, Recovery, and Enforcement Act of 1989 (FIRREA). This will ensure that the County's security interest in collateral pledged to secure deposits is enforceable against the receivables of a failed financial institution.

At December 31, 2005, all County investments and all collateral securities pledged against County deposits are held by the counterparty's trust department or agent in the County's name.

(d) Concentration of Credit Risk

The County's investment policy provides that investments shall be diversified to minimize the risk of loss resulting from over-concentration of assets in a specific maturity, specific issuer, or specific class of securities. The County's investment policy further provides that no more than 50% of the County's total investment portfolio will be invested in a single security type.

At December 31, 2005, the concentration of the County's investments was as follows:

Investment type:		
U.S. Treasuries	$	0.2%
U.S. Agencies		
Federal Farm Credit Discount		3.9
Federal Farm Credit Bank		1.9
Federal Home Loan Bank		41.0
Federal Home Loan Mortgage Corporation		12.0
Freddie Discount note		4.8
Federal National Mortgage Association		33.2
Money market mutual funds		1.9
Pension Trust Fund investments:		
Money market mutual funds		1.0
Investment contract agreements		0.1
Total	$	100.0%

(Continued)

Investments are included within the County's accompanying statement of net assets as of December 31, 2005 as follows:

	Government-wide Statement of Net Assets	Fiduciary Statement of Net Assets	Total
Investments	$ 18,720,779	81,134,177	99,854,956
Restricted assets:			
Cash and cash equivalents	1,893,409	—	1,893,409
Investments	203,398	—	203,398
Total investments	$ 20,817,586	81,134,177	101,951,763

Component Unit

The component unit investment policies are governed by state statutes and legal opinions. Repurchase agreements and treasury money market funds are classified as cash and cash equivalents on the balance sheet but as investments for risk disclosure.

(a) Interest Rate Risk

Interest rate risk is the risk that the fair value of investments will be adversely affected by a change in interest rates. The Trustees do not have a formal policy related to interest rate risk.

As of December 31, 2005, the Trustees had the following investments and maturities:

		Investment maturities (in years)	
	Fair value	Less than one	1-5
Investment type:			
Repurchase agreements	$ 18,512,497	18,512,497	—
Treasury money market funds	2,345,032	2,345,032	—
U.S. Agencies:			
Federal Home Loan Bank	24,955,483	13,285,366	11,670,117
Federal Home Loan Mortgage Corporation	8,010,352	—	8,010,352
Federal Home Loan Mortgage Association	3,437,071	3,437,071	—
Federal National Mortgage Association	1,030,669	1,030,669	—
Marketable equity securities	1,664,682	1,664,682	—
Total	$ 59,955,786	40,275,317	19,680,469

(Continued)

(b) Credit Risk

Credit risk is the risk that an issuer or other counterparty to an investment will not fulfill its obligations. Credit risk is measured using credit quality ratings of investments in debt securities as described by nationally recognized rating agencies such as Moody's Investor Services.

The Trustees do not have a formal investment policy related to credit risk. The Trustees' investments in U.S. Agencies and repurchase agreements owned by the Trustees were rated Aaa by Moody's Investor Services as of December 31, 2005. The treasury money market funds and equitable securities are not rated.

(c) Custodial Credit Risk

Custodial credit risk is the risk that, in the event of the failure of a counterparty, the Trustees will not be able to recover the value of the investments, collateral securities, or deposits that are in the possession of the counterparty. The Trustees' investment policy requires that 100% of deposits not covered by federal deposit insurance be collateralized. Obligations that may be pledged as collateral are of the same type in which the Trustees may invest. At December 31, 2005, all Trustees' investments and all collateral securities pledged against Trustees' deposits are held by the counterparty's trust department or agent in the Trustees' name.

(d) Concentration of Credit Risk

The Trustees do not have a formal investment policy related to concentration of credit risk.

At December 31, 2005, the concentration of the Trustees' investments was as follows:

Investment type:		
Repurchase agreements	$	30.11%
Treasury money market funds		4.25
U.S. Agencies		
Federal Home Loan Bank		42.51
Federal Home Loan Mortgage Corporation		14.52
Federal Home Loan Mortgage Association		6.23
Federal National Mortgage Association		1.87
Marketable equity securities		0.51
Total	$	100.0%

(4) Property Tax

The County's property tax is levied by September 20 of each year based on the assessed value listed for all property located in the County and appropriate taxing districts as of January 1 of that year. Property taxes are due by December 31 following the levy date. Taxes become delinquent if not paid by February and a lien is placed on the property as of March 1 if the delinquent taxes are not paid. Assessed values are established by the County Assessor, subject to review by the Board of Equalization.

(Continued)

Property taxes levied for 2005, which are intended to finance the budgeted expenditures for the fiscal year 2005, are recorded as receivables, net of estimated uncollectibles. Property taxes that have been billed and are expected to be collected before March 1 of the subsequent year are recognized as revenues in the current year within the governmental fund financial statements. Property taxes expected to be collected after March 1 have been recorded as property taxes receivable and deferred revenue within the governmental fund financial statements. All property taxes billed are recognized as revenue on the Government-wide statements, regardless of when they are expected to be collected.

The County is permitted by Missouri State statutes to levy taxes for various purposes. The following schedule presents the maximum allowable County-wide tax levies and the County's actual levy for 2005:

	Per $100 of assessed valuation	
Purpose	Maximum levy allowed by law (a)	County's levy 2005
General, other than payment of principal and interest on long-term debt	$ 0.3065	0.1200
Road and bridge (excluding special road districts)	0.2601	0.0475
Boone County Hospital	0.1300	—
Group Homes	0.1114	0.1114
Combined County-wide tax rate (noncommercial and commercial)		$ 0.2789
County-wide surtax on commercial property (Class III)	0.6100	0.6100

(a) Missouri State statutes require the County to reduce its property tax levy (levies) in an amount sufficient to decrease the total property taxes it expects to collect in a year by not less than 50% of the amount of general revenue sales taxes received by the County.

In addition to the tax levies described above, various independent taxing districts within the County, including school, city, library, fire, special road, and levee districts, levy a tax that is collected by the County Collector. The property tax collections resulting from these levies are disbursed by the County to the appropriate taxing districts.

(Continued)

(5) Intergovernmental Revenue and Receivables

Intergovernmental revenue for governmental funds for fiscal year 2005 consisted of the following:

	General Fund	Road and Bridge Fund	Nonmajor Governmental Funds
Federal	$ 1,208,708	—	13,841
State	1,357,340	1,268,501	358,150
Local	164,430	—	27,291
Total intergovernmental revenue	$ 2,730,478	1,268,501	399,282

Within the fund financial statements, amounts due from other governments at December 31, 2005 include the following:

	General Fund	Road and Bridge Fund	Nonmajor Governmental Funds
Federal	$ 241,742	—	—
State	182,611	134,544	2,414
Local	22,543	15,995	7,345
Total due from other governments	$ 446,896	150,539	9,759

(Continued)

(6) Interfund Balances

Interfund receivable and payable balances at December 31, 2005 were as follows:

Receivable fund	Payable fund: General fund	Payable fund: Nonmajor governmental funds	Total
General fund	$ —	6,441	6,441
Road and bridge fund	5,592	2,509	8,101
Law enforcement services fund	1,392	—	1,392
Nonmajor governmental funds	9,027	—	9,027
Internal service fund	715	—	715
Total	$ 16,726	8,950	25,676

These interfund balances are the result of services provided by one fund to another fund and are expected to be repaid during the fiscal year ended December 31, 2006.

Loans receivable and payable between funds at December 31, 2005 are as follows:

Receivable fund	Payable fund	Amount
General fund	Nonmajor governmental funds	$ 257,202

Interfund loans were used to provide short-term financing for Neighborhood Improvement District (NID) projects.

(Continued)

(7) Interfund Transfers

Transfers between funds of the County for the year ended December 31, 2005 were as follows:

Transfers to	Transfers from		Amount
Nonmajor governmental funds	General fund	$	300,000
Nonmajor governmental funds	Nonmajor governmental funds		104,338
		$	404,338

Interfund transfers were used to move revenues from the fund that ordinance or budget requires to collect them to the fund that ordinance or budget requires to expend them.

(Continued)

(8) Capital Assets

Primary Government

The following is a summary of changes in capital assets for the year ended December 31, 2005:

	Balance January 1, 2005	Additions	Deletions	Transfers	Balance December 31, 2005
Capital assets not being depreciated:					
Land	$ 5,111,572	1,489,119	75,000	—	6,525,691
Construction in progress	1,478,753	1,681,123	—	(2,528,696)	631,180
Works of art	120,228	—	—	—	120,228
Total capital assets not being depreciated	6,710,553	3,170,242	75,000	(2,528,696)	7,277,099
Capital assets being depreciated:					
Buildings and improvements	33,532,039	641,945	187,605	27,208	34,013,587
Vehicles and equipment	9,103,837	1,519,584	1,157,992	68,374	9,533,803
Office furniture and equipment	2,787,056	223,367	110,120	—	2,900,303
Infrastructure	1,800,169	482,801	—	2,433,114	4,716,084
Total capital assets being depreciated	47,223,101	2,867,697	1,455,717	2,528,696	51,163,777
Less accumulated depreciation for:					
Buildings and improvements	5,198,429	632,487	10,553	—	5,820,363
Vehicles and equipment	4,133,950	808,193	813,303	—	4,128,840
Office furniture and equipment	2,315,914	230,126	109,550	—	2,436,490
Infrastructure	120,466	320,070	—	—	440,536
Total accumulated depreciation	11,768,759	1,990,876	933,406	—	12,826,229
Total capital assets being depreciated, net	35,454,342	876,821	522,311	2,528,696	38,337,548
Capital assets, net	$ 42,164,895	4,047,063	597,311	—	45,614,647

Construction in progress consists primarily of infrastructure.

(Continued)

Within the statement of activities, depreciation expense is charged to the functions of the primary government as follows:

Policy and administration	$	456,812
Law enforcement and judicial		583,025
Environment, public buildings, and infrastructure		934,342
Protective inspection		15,574
Internal service funds		1,123
	$	1,990,876

Component Unit

The following is a summary of changes in the component unit capital assets for the year ended December 31, 2005:

	Balance January 1, 2005	Additions	Deletions	Balance December 31, 2005
Capital assets not being depreciated:				
Construction in progress	$ 6,886,417	10,204,273	491,508	16,599,182
Total capital assets not being depreciated	6,886,417	10,204,273	491,508	16,599,182
Capital assets being depreciated:				
Land and improvements	13,319,038	24,809	—	13,343,847
Buildings	79,707,063	479,760	140,011	80,046,812
Fixed equipment	1,695,670	2,800	79,047	1,619,423
Major movable equipment	17,394,634	—	796,543	16,598,091
Total capital assets being depreciated	112,116,405	507,369	1,015,601	111,608,173
Less accumulated depreciation for:				
Buildings and improvements	3,895,018	338,590	—	4,233,608
Vehicles and equipment	49,588,929	2,748,042	140,011	52,196,960
Office furniture and equipment	1,511,017	3,192	79,047	1,435,162
Infrastructure	16,162,820	211,387	780,021	15,594,186
Total accumulated depreciation	71,157,784	3,301,211	999,079	73,459,916
Total capital assets being depreciated, net	40,958,621	(2,793,842)	16,522	38,148,257
Capital assets, net	$ 47,845,038	7,410,431	508,030	54,747,439

(Continued)

(9) Long-term Liabilities

Primary Government

Following is a summary of the changes in long-term debt liabilities for the year ended December 31, 2005:

	Balance January 1, 2005	Additions	Deletions	Balance December 31, 2005	Due within one year
General obligation bonds payable	$ 785,000	—	(155,000)	630,000	132,000
Special obligation bonds payable	4,930,000	2,005,000	(270,000)	6,665,000	270,000
Capital leases	36,454	—	(36,454)	—	—
Unamortized premiums	78,834	—	(5,840)	72,994	5,840
Accrued compensated absences	677,533	780,849	(723,545)	734,837	734,837
	$ 6,507,821	2,785,849	(1,190,839)	8,102,831	1,142,677

General Obligation Bonds

General obligation bonds at December 31, 2005 are composed of special assessment debt as follows:

$300,000-1996 general obligation neighborhood improvement bonds due in annual installments of $15,000 to $40,000 through 2006; interest at 3.90% to 5.10%	$ 15,000
$355,000-1998 general obligation neighborhood improvement bonds due in annual installments of $30,000 to $45,000 through 2008; interest at 3.70% to 4.45%	125,000
$280,000-2000A general obligation neighborhood improvement bonds due in annual installments of $20,000 to $35,000 through 2010; interest at 4.85% to 5.35%	160,000
$184,000-2000B general obligation neighborhood improvement bonds due in annual installments of $14,000 to $23,000 through 2010; interest at 5.20%	104,000
$305,000-2001 general obligation neighborhood improvement bonds due in annual installments of $25,000 to $37,000 through 2012; interest at 2.35% to 4.1%	226,000
Total general obligation bonds	$ 630,000

(Continued)

The annual debt service requirements for the above general obligation bonds are as follows:

		Principal	Interest	Total
Year ending December 31:				
2006	$	132,000	25,711	157,711
2007		120,000	20,049	140,049
2008		126,000	14,445	140,445
2009		89,000	9,448	98,448
2010		91,000	5,146	96,146
2011 – 2012		72,000	2,993	74,993
Total payments	$	630,000	77,792	707,792

The County is subject to Missouri State statutes that limit the amount of the County's outstanding bonded debt (exclusive of revenue bonds and balances available in Debt Service funds) to 10% of the County's assessed valuation. At December 31, 2005, the statutory limit for the County was $196,859,908, providing a debt margin of $196,600,848.

Although the County is generally obligated for their payment, neighborhood improvement bonds are to be repaid from assessments on properties within the districts. Such assessments are required to be deposited in debt service funds that are legally restricted for payment of the bonds. The County attaches liens on the properties within the districts to secure payment of the assessments. As of December 31, 2005, delinquent assessments receivable amounted to $18,065.

Special Obligation Bonds

On June 1, 2003, the County issued $5,240,000 in Series 2003 special obligation refunding and improvement bonds with interest at rates ranging from 2.00% to 4.00%. Proceeds provided funding to renovate portions of certain existing buildings and to current refund $1,865,000 of outstanding Series 1993 special obligation administration building bonds with an average interest rate of 5.37%.

On March 30, 2005, the County issued $2,005,000 in Series 2005 taxable special obligations bonds with interest at rates ranging from 4.92% to 5.94%. Proceeds provided funding to acquire two existing buildings, and the land on which they are located, that abut property currently owned by the County.

(Continued)

The annual debt service requirements for the above special obligation bonds are as follows:

	Principal	Interest	Total
Year ending December 31:			
2006	$ 270,000	262,506	532,506
2007	275,000	257,056	532,056
2008	325,000	249,699	574,699
2009	340,000	240,172	580,172
2010	345,000	229,406	574,406
2011 – 2015	3,635,000	887,986	4,522,986
2016 – 2018	1,475,000	103,900	1,578,900
Total payments	$ 6,665,000	2,230,725	8,895,725

Component Unit

Following is a summary of the changes in the Trustees long-term debt liabilities for the year ended December 31, 2005:

	Balance January 1, 2005	Additions	Deletions	Balance December 31, 2005	Due within one year
Revenue bonds	$ 33,060,806	—	(2,130,806)	30,930,000	2,210,000

Revenue bonds of the Trustees at December 31, 2005 are composed of the following:

Hospital Refunding Revenue Bonds, Series 2002, principal payable annually through August 2022 in amounts ranging from $905,000 to $2,205,000, including premium of $93,573. Interest is payable semiannually and ranges from 2.1% to 5.25%	$ 24,420,000
Hospital Revenue Bonds, Series 2004, principal payable annually through July 2024 in amounts ranging from $230,000 to $505,000, including discount of $68,410. Interest is payable semiannually and ranges from 3.75% to 5.0%	6,510,000
	$ 30,930,000

Debt service requirements for the revenue bonds relating to the Hospital are being financed through the Hospital facilities lease payments pursuant to and through the terms of the lease agreement with CHAS.

(Continued)

The annual requirements to amortize the above principal are as follows:

	Principal	Interest
Year ending December 31:		
2006	$ 2,210,000	1,515,368
2007	2,210,000	1,414,132
2008	2,325,000	1,312,932
2009	2,460,000	1,199,744
2010	1,170,000	1,090,056
2011 – 2015	6,805,000	4,536,724
2016 – 2020	8,685,000	2,660,826
2021 – 2024	5,065,000	493,800
Total debt	$ 30,930,000	14,223,582

(10) Operating Lease

Effective January 2001, the County and the Trustees entered into an amended and restated lease agreement with CHAS whereby CHAS leases real property and equipment of the Hospital for the purpose of providing healthcare services in Boone County and surrounding areas. The initial term of the lease is through December 31, 2010, subject to certain early termination provisions, after five years. The lease has a renewal option exercisable by CHAS for one additional five-year period, beyond the initial ten-year term. The modified lease calls for annual payments from hospital revenues, to the extent sufficient, as follows:

1. Payments to the Trustees equal to annual bond debt service payments, including principal and interest for all obligations incurred for hospital-related facilities and equipment;

2. Payments to the County of $1,350,000 annually, due and payable in four quarterly payments of $337,500, as adjusted by the Consumer Price Index; and

3. Payments to the Trustees annually equal to 50% of the year's increase in cash and cash equivalents of the Hospital. Under the same terms of the agreement, the Trustees are responsible for 50% of any reduction in cash and cash equivalent balances during a fiscal year and, therefore, may be required under those conditions to make payments to the Hospital.

The restated lease agreement also includes minimum capital expenditure requirements, certain lessee and lessor operational covenants, and governance and control clauses.

Section 5 of the Amended and Restated Lease between the Trustees and CHAS requires CHAS to commit to expend on a successive three-year period average basis, no less than nine percent (9%) of Boone Hospital Center net revenues on capital expenditures. At the end of the first three-year period (2001 – 2003), this requirement was not met by $6,984,276. The Trustees approved a resolution along with CHAS whereby CHAS shall commit and earmark current or future Boone Hospital Center net revenue until said capital expenditure benchmark is met for said 2001 – 2003 period.

(Continued)

(11) Employee Benefit Plans

Primary Government

(a) Boone County Matching Pension Plan

The Boone County Matching Pension Plan (the Plan) is a defined contribution plan under Internal Revenue Code (IRC) Section 401 (a). The Plan was adopted by Order of the County Commission on March 16, 1999, with an effective date of May 1, 1999. The County Commission has the authority to amend the Plan. All employees who are in "benefited" positions are eligible to participate. As of December 31, 2005, 262 employees were participating in the Plan. The County makes contributions equal to participating employees' contributions to the County's IRC Section 457 deferred compensation plan, with County contributions limited to $25 per bi-weekly pay period per participant. These matching contributions are invested as directed by participants in a variety of registered investment company funds. The County's matching contributions for 2005 were $166,380. For financial reporting purposes, the activity of the Plan is accounted for within the pension trust fund of the County. Separate financial statements are not available for the Plan.

(b) Statewide County Employee Retirement Fund

In August 1994, the Missouri State Legislature passed RSMo Sections 50.100 through 50.306 creating a Statewide County Employee Retirement Fund (CERF). The cost-sharing multi-employer defined benefit plan is funded through various fees and employee contributions. The CERF is administered by a governing board of directors. Complete financial statements of the CERF can be obtained from its administrative offices:

County Employee Retirement Fund
c/o Brydon, Searingen, and England
312 East Capitol
Jefferson City, Missouri 65102

As established by statute, all full-time employees and certain part-time employees of the County are eligible to participate in the CERF. Employees attaining the age of 62 years may retire with full benefits with eight or more years of creditable service. Benefit provisions are fixed by state statute and may be amended only by action of the Missouri State Legislature.

Upon termination of employment, any member who is vested is entitled to a deferred annuity, payable at age 62. Early retirement at age 55 with reduced benefit is allowed. Any member with less than eight years of creditable service forfeits all rights in the fund, but will be paid the member's accumulated contributions.

In accordance with State statutes, the Plan is funded through various fees collected by counties and remitted to the CERF. All participating employees hired before February 25, 2002 are required to make contributions equal to 2% of gross compensation. Effective January 1, 2003, participating employees hired on or after February 25, 2002 are required to make contributions equal to 6% of gross compensation. While the County is not required to make any contributions to the Plan, the County has elected to contribute 4% of the required 6% contribution for employees hired between February 25, 2002 and January 1, 2003. During 2005, the County collected and remitted to CERF

(Continued)

employee contributions of $432,313, employer contributions of $27,605 and statutory charges of $1,054,406.

(c) Deferred Compensation Plan

The County offers its employees a deferred compensation plan created in accordance with IRC Section 457. The deferred compensation plan, available to all County employees, permits them to defer a portion of their salary until future years. The deferred compensation is not available to employees until termination, retirement, death, or unforeseeable emergency.

All amounts of compensation deferred under the plan, all property and rights purchased with those amounts, and all income attributable to those amounts, property, or rights are (until paid or made available to the employees or other beneficiary) held in trust for the exclusive benefit of employees. As the County does not have fiduciary responsibility for these assets, the trust account and related liability are not included in the accompanying basic financial statements.

Component Unit

Effective September 1, 1988, a noncontributory, defined benefit pension plan was created to duplicate, where allowable, those benefits previously provided by the Hospital's plan prior to inception of the lease discussed in note 10. The Plan (CHAS Plan) is administered by CHAS and has assumed the benefit obligations for active Hospital employees. The Trustees' administered Plan (Trustees' Plan) continued to assume the benefit obligations of existing retirees and vested terminations at the lease inception date.

During 1989, the Trustees' Plan made lump-sum payments and purchased annuities to satisfy any remaining retirees and vested terminations. The market value of assets remaining after such payment is approximately $83,000 at December 31, 2005.

(12) Commitments and Contingent Liabilities

Litigation

The County is a defendant in a number of claims and lawsuits. The County Counselor has reviewed these claims and lawsuits in order to evaluate the likelihood of an unfavorable outcome to the County and arrive at an estimate, if any, of the amount or range of potential loss to the County. The County Counselor has indicated that the resolution of any lawsuits pending is not expected to have a material adverse effect on the basic financial statements of the County. No amount has been provided in the December 31, 2005 basic financial statements for any such claims and lawsuits.

General Obligation Bonds

In 1992, County voters approved a $3.5 million general obligation bond issue for the purpose of financing the construction and repair of roads and streets within the County's neighborhood improvement districts. Property taxes will not be levied for debt service on the bonds; instead, property owners within these districts will repay the bonds through annual billings over a period not to exceed 10 years. As of December 31, 2005, $1,399,000 of the bonds has been issued.

In 1997, County voters approved a $5.5 million general obligation bond issue for the purpose of financing the construction and repair of sewers within the County's neighborhood improvement districts. Property

(Continued)

taxes will not be levied for debt service on the bonds; instead, property owners within these districts will repay the bonds through annual billings over a period not to exceed 10 years. As of December 31, 2005, $280,000 of the bonds has been issued.

Component Unit

The Trustees lease approximately six acres of property under two separate 52-year ground leases to the Graham Group, Inc., which has constructed medical buildings on the property. The leases expire in August 2045 and May 2050 and include a 25-year renewal option. Annual rent of $69,076 and $91,556, respectively, is payable to the Trustees monthly and is adjusted based on Consumer Price Index changes, subject to certain limitations.

The Trustees have agreed to assume a lease of office space from the Graham Group, Inc. for which CHAS is currently the lessee, should the lease agreement between CHAS and the Trustees be terminated. The office space lease, which is for a period of 25 years terminating November 30, 2019, requires payments of $19,583 monthly through December 1, 2001, adjustable thereafter based on Consumer Price Index changes, subject to certain limitations.

The Trustees entered into contracts for the construction of a south addition and various renovations and additions to outpatient, surgical, and administrative areas of the hospital. Remaining commitments for these contracts totaled approximately $14.6 million at December 31, 2005.

(13) Risk Management

The County maintains broad form insurance coverage for property/casualty, general liability, inland marine, EDP, public officials' errors and omissions, law enforcement errors and omission, and boiler and machinery. The County is a member of the Mid-American Regional Council Insurance Trust (MARCIT), a public entity risk retention pool, and shares a full-time risk manager through that organization. The Board of Directors includes 11 member representatives. MARCIT has the right to assess members additional premiums to cover deficiencies in claim payments and may also issue refunds when revenues exceed expenses. MARCIT covers risks up to $1,000,000 with deductibles varying between $0 and $25,000 per incident, and also maintains excess insurance agreements in the event of large losses. MARCIT is responsible for claims within its specified self-insured retention limits prior to the coverage of the excess insurance. The County had no settlements in excess of insurance coverage in any of the past three years. Total premiums paid to MARCIT by the County in 2005 were $565,583.

(Continued)

Self-Insured Employee Benefits

The County maintains three Internal Service funds to account for its self-insured coverage of County employees and their dependents for health, dental, and workers' compensation benefits. Under these self-insurance programs, coverage is provided up to a maximum of $75,000, $1,000, and $250,000 for each health, dental, and workers' compensation claims, respectively. The County has commercial reinsurance for claims in excess of the health and workers' compensation individual claim maximum. No reinsurance is in place for dental because the County's plan does not provide for individual claims in excess of $1,000. The claims liability, as reported in the Internal Service funds, is based on the GASB Statement No. 10 requirements that a liability for claims be recorded if information prior to the issuance of the financial statements indicates that it is probable that a liability has been incurred at the date of the basic financial statements and the amount of the loss can be reasonably estimated. There were no significant changes in coverage during the year.

Changes in the internal service funds claims liability for the past two years are as follows:

	2005			
	Beginning of year claims liability	Current year claims and changes in estimates	Claim payments	End of year claims liability
Self-insured Health Plan, including prescription drugs	$ 115,230	1,508,158	(1,485,305)	138,083
Self-insured Dental Plan	5,997	129,317	(129,034)	6,280
Self-insured Workers' Compensation	—	402,165	(194,836)	207,329
	$ 121,227	2,039,640	(1,809,175)	351,692

	2004			
	Beginning of year claims liability	Current year claims and changes in estimates	Claim payments	End of year claims liability
Self-insured Health Plan, including prescription drugs	$ 166,985	1,317,866	(1,369,621)	115,230
Self-insured Dental Plan	9,263	131,827	(135,093)	5,997
Self-insured Workers' Compensation	—	—	—	—
	$ 176,248	1,449,693	(1,504,714)	121,227


COUNTY OF BOONE
MISSOURI

REQUIRED SUPPLEMENTARY INFORMATION

BOONE COUNTY, MISSOURI

SCHEDULE OF REVENUES, EXPENDITURES, AND CHANGES IN FUND BALANCES
BUDGET AND ACTUAL—GENERAL FUND—UNAUDITED
YEAR ENDED DECEMBER 31, 2005

	Original Budget	Final Revised Budget	Actual	Variance with Final Budget Positive (Negative)
REVENUES				
Property taxes	$ 2,424,000	2,424,000	2,505,227	81,227
Sales taxes	10,585,000	10,585,000	11,012,073	427,073
Other taxes	135,900	135,900	162,240	26,340
Licenses and permits	384,380	384,380	443,528	59,148
Intergovernmental	2,789,555	3,071,829	2,730,478	(341,351)
Charges for services	3,079,383	3,079,383	3,309,347	229,964
Investment income	105,007	105,007	235,698	130,691
Miscellaneous:				
Hospital lease revenue	1,452,000	1,452,000	1,477,571	25,571
Other	549,209	549,209	579,869	30,660
Total revenues	21,504,434	21,786,708	22,456,031	669,323
EXPENDITURES				
Policy and administration:				
Auditor:				
Personal services	252,378	259,154	259,153	1
Supplies, services, and other charges	27,338	25,229	22,229	3,000
Total Auditor	279,716	284,383	281,382	3,001
Human Resources:				
Personal services	114,399	114,399	111,801	2,598
Supplies, services, and other charges	55,114	55,612	55,567	45
Capital outlay	500	500	497	3
Total Human Resources	170,013	170,511	167,865	2,646
Purchasing:				
Personal services	128,831	128,831	126,926	1,905
Supplies, services, and other charges	18,816	18,816	18,358	458
Capital outlay	1,099	1,099	1,066	33
Total Purchasing	148,746	148,746	146,350	2,396
County Commission:				
Personal services	372,633	372,633	360,952	11,681
Supplies, services, and other charges	68,994	68,994	63,242	5,752
Total County Commission	441,627	441,627	424,194	17,433
County Association Dues:				
Supplies, services, and other charges	42,677	40,802	28,370	12,432
Total County Association Dues	42,677	40,802	28,370	12,432
Emergency and Contingency:				
Supplies, services, and other charges	776,000	730,929	-	730,929
Total Emergency and Contingency	$ 776,000	730,929	-	730,929

(Continued)

BOONE COUNTY, MISSOURI

SCHEDULE OF REVENUES, EXPENDITURES, AND CHANGES IN FUND BALANCES
BUDGET AND ACTUAL—GENERAL FUND—UNAUDITED
YEAR ENDED DECEMBER 31, 2005

	Original Budget	Final Revised Budget	Actual	Variance with Final Budget Positive (Negative)
Centralia Office:				
Supplies, services and other charges	$ 10,484	10,484	8,978	1,506
Total Centralia Office	10,484	10,484	8,978	1,506
County Counselor Office:				
Personal services	129,068	129,068	128,845	223
Supplies, services and other charges	24,687	24,687	22,898	1,789
Total County Counselor Office	153,755	153,755	151,743	2,012
County Clerk:				
Personal services	239,255	239,255	248,820	(9,565)
Supplies, services and other charges	27,582	27,582	23,208	4,374
Total County Clerk	266,837	266,837	272,028	(5,191)
Election and Registration:				
Personal services	255,661	258,482	218,845	39,637
Supplies, services and other charges	152,077	152,077	72,031	80,046
Capital outlay	237,000	237,000	-	237,000
Total Election and Registration	644,738	647,559	290,876	356,683
Treasurer:				
Personal services	191,942	193,348	187,739	5,609
Supplies, services and other charges	68,537	68,537	66,720	1,817
Total Treasurer	260,479	261,885	254,459	7,426
Collector:				
Personal services	331,975	332,753	317,833	14,920
Supplies, services and other charges	54,218	53,420	48,352	5,068
Capital outlay	2,711	3,509	3,508	1
Total Collector	388,904	389,682	369,693	19,989
Recorder:				
Personal services	401,913	401,913	386,781	15,132
Supplies, services and other charges	116,584	116,584	109,401	7,183
Capital outlay	5,000	5,000	694	4,306
Total Recorder	523,497	523,497	496,876	26,621
Information Technology:				
Personal services	903,065	903,065	844,181	58,884
Supplies, services and other charges	344,735	344,735	293,827	50,908
Capital outlay	183,993	183,993	166,491	17,502
Total Information Technology	$ 1,431,793	1,431,793	1,304,499	127,294

(Continued)

BOONE COUNTY, MISSOURI

SCHEDULE OF REVENUES, EXPENDITURES, AND CHANGES IN FUND BALANCES
BUDGET AND ACTUAL—GENERAL FUND—UNAUDITED
YEAR ENDED DECEMBER 31, 2005

	Original Budget	Final Revised Budget	Actual	Variance with Final Budget Positive (Negative)
Geographic Information Systems:				
Personal services	$ 103,398	103,398	102,786	612
Supplies, services and other charges	32,389	32,389	19,468	12,921
Capital outlay	15,000	15,000	10,589	4,411
Total Geographic Information Systems	150,787	150,787	132,843	17,944
Nondepartmental:				
Supplies, services and other charges	163,621	165,231	154,649	10,582
Debt service:				
Principal retirement	270,000	270,000	270,000	-
Interest and fiscal charges	150,315	150,315	150,315	-
Total Nondepartmental	583,936	585,546	574,964	10,582
Insurance and Employee Benefits:				
Personal services	15,000	111	111	-
Supplies, services and other charges	453,100	455,850	364,793	91,057
Total Insurance and Employee Benefits	468,100	455,961	364,904	91,057
Mail Services:				
Personal services	59,831	59,831	59,377	454
Supplies, services and other charges	257,367	257,367	231,968	25,399
Debt service:				
Principal retirement	53,306	53,306	36,454	16,852
Interest and fiscal charges	2,302	2,302	1,574	728
Total Mail Services	372,806	372,806	329,373	43,433
Records Management Services:				
Personal services	23,505	23,505	12,018	11,487
Supplies, services and other charges	34,979	39,979	29,623	10,356
Total Records Management Services	58,484	63,484	41,641	21,843
Public Safety Grants and Special Projects:				
Supplies, services and other charges	45,223	44,611	41,620	2,991
Capital outlay	77,837	78,449	78,449	-
Total Public Safety Grants and Special Projects	123,060	123,060	120,069	2,991
Total Policy and administration	7,296,439	7,254,134	5,761,107	1,493,027
Law enforcement and judicial:				
Public Administrator:				
Personal services	184,608	184,608	180,798	3,810
Supplies, services and other charges	27,706	27,651	25,628	2,023
Capital outlay	500	555	552	3
Total Public Administrator	$ 212,814	212,814	206,978	5,836

(Continued)

BOONE COUNTY, MISSOURI

SCHEDULE OF REVENUES, EXPENDITURES, AND CHANGES IN FUND BALANCES
BUDGET AND ACTUAL—GENERAL FUND—UNAUDITED
YEAR ENDED DECEMBER 31, 2005

	Original Budget	Final Revised Budget	Actual	Variance with Final Budget Positive (Negative)
Circuit Court:				
Personal services	$ 923,451	923,451	885,770	37,681
Supplies, services and other charges	366,515	366,515	329,718	36,797
Capital outlay	21,950	21,950	18,137	3,813
Total Circuit Court	1,311,916	1,311,916	1,233,625	78,291
Circuit Clerk:				
Personal services	152,344	152,344	140,178	12,166
Supplies, services and other charges	250,832	250,724	236,650	14,074
Capital outlay	19,820	19,928	19,928	-
Total Circuit Clerk	422,996	422,996	396,756	26,240
Jury Services and Court Costs:				
Supplies, services and other charges	197,890	202,890	192,018	10,872
Capital outlay	23,775	23,775	9,116	14,659
Total Jury Services and Court Costs	221,665	226,665	201,134	25,531
Juvenile Office:				
Personal services	106,028	106,028	91,680	14,348
Supplies, services and other charges	299,616	294,616	277,975	16,641
Capital outlay	18,650	18,650	15,673	2,977
Total Juvenile Office	424,294	419,294	385,328	33,966
Juvenile Justice Center:				
Personal services	130,041	130,041	114,508	15,533
Supplies, services and other charges	197,230	197,230	167,455	29,775
Capital outlay	8,300	8,300	7,121	1,179
Total Juvenile Justice Center	335,571	335,571	289,084	46,487
Judicial Grants and Contracts:				
Personal services	95,150	152,781	133,063	19,718
Supplies, services and other charges	109,692	124,692	70,692	54,000
Capital outlay	-	12,815	12,637	178
Total Judicial Grants and Contracts	204,842	290,288	216,392	73,896
Sheriff:				
Personal services	2,892,413	2,915,343	2,879,626	35,717
Supplies, services and other charges	490,081	507,377	489,335	18,042
Capital outlay	24,826	99,595	87,844	11,751
Total Sheriff	3,407,320	3,522,315	3,456,805	65,510
Alternative Correction Program:				
Supplies, services and other charges	210,000	210,000	59,055	150,945
Total Alternative Correction Program	$ 210,000	210,000	59,055	150,945

(Continued)

BOONE COUNTY, MISSOURI

SCHEDULE OF REVENUES, EXPENDITURES, AND CHANGES IN FUND BALANCES
BUDGET AND ACTUAL—GENERAL FUND—UNAUDITED
YEAR ENDED DECEMBER 31, 2005

	Original Budget	Final Revised Budget	Actual	Variance with Final Budget Positive (Negative)
Corrections:				
Personal services	$ 2,597,220	2,608,720	2,380,305	228,415
Supplies, services and other charges	1,317,811	1,317,811	1,292,957	24,854
Capital outlay	40,357	40,357	33,227	7,130
Total Corrections	3,955,388	3,966,888	3,706,489	260,399
Prosecuting Attorney:				
Personal services	1,282,150	1,282,150	1,238,193	43,957
Supplies, services and other charges	211,334	211,334	201,944	9,390
Capital outlay	23,372	23,372	20,772	2,600
Total Prosecuting Attorney	1,516,856	1,516,856	1,460,909	55,947
Victim Witness:				
Personal services	116,985	128,799	125,220	3,579
Supplies, services and other charges	13,277	22,277	22,018	259
Total Victim Witness	130,262	151,076	147,238	3,838
IV-D:				
Personal services	339,709	339,709	319,222	20,487
Supplies, services and other charges	87,962	87,892	83,896	3,996
Capital outlay	200	1,755	1,721	34
Total IV-D	427,871	429,356	404,839	24,517
Medical Examiner:				
Supplies, services and other charges	159,742	159,742	159,717	25
Total Medical Examiner	159,742	159,742	159,717	25
Public Defender:				
Supplies, services and other charges	33,488	33,488	33,488	-
Total Public Defender	33,488	33,488	33,488	-
Emergency Services and Dispatch:				
Supplies, services and other charges	561,152	561,152	535,211	25,941
Total Emergency Services and Dispatch	561,152	561,152	535,211	25,941
Total Law enforcement and judicial	13,536,177	13,770,417	12,893,048	877,369
Environment, public buildings, and infrastructure:				
NID Administration:				
Supplies, services and other charges	12,450	12,450	6,482	5,968
Total NID Administration	12,450	12,450	6,482	5,968
Solid Waste Recycling:				
Personal services	14,716	14,716	14,035	681
Supplies, services and other charges	23,888	23,888	6,149	17,739
Total Solid Waste Recycling	$ 38,604	38,604	20,184	18,420
Boone Co. Regional Sewer Dist. Mgmt. Service:				

(Continued)

BOONE COUNTY, MISSOURI

SCHEDULE OF REVENUES, EXPENDITURES, AND CHANGES IN FUND BALANCES
BUDGET AND ACTUAL—GENERAL FUND—UNAUDITED
YEAR ENDED DECEMBER 31, 2005

	Original Budget	Final Revised Budget	Actual	Variance with Final Budget Positive (Negative)
Personal services	$ 4,739	4,739	4,739	-
Total Boone Co. Regional Sewer Dist. Mgmt. Service	4,739	4,739	4,739	-
Total Environment, public buildings, and infrastructure	55,793	55,793	31,405	24,388
Community health and public services:				
Community Health:				
Supplies, services and other charges	814,191	808,181	719,980	88,201
Total Community Health	814,191	808,181	719,980	88,201
Social Services:				
Supplies, services and other charges	180,440	270,166	261,420	8,746
Total Social Services	180,440	270,166	261,420	8,746
Community Services:				
Supplies, services and other charges	196,680	196,680	195,680	1,000
Total Community Services	196,680	196,680	195,680	1,000
Total Community health and public services	1,191,311	1,275,027	1,177,080	97,947
Economic vitality:				
Economic Support:				
Supplies, services and other charges	66,000	67,875	67,875	-
Total Economic Support	66,000	67,875	67,875	-
Total Economic vitality	66,000	67,875	67,875	-
Beautification and recreation:				
Parks and Recreation:				
Supplies, services and other charges	48,470	48,470	39,842	8,628
Total Parks and Recreation	48,470	48,470	39,842	8,628
Total Beautification and recreation	48,470	48,470	39,842	8,628
Protective inspection:				
Planning and Zoning:				
Personal services	302,087	302,087	288,083	14,004
Supplies, services and other charges	33,779	33,779	24,694	9,085
Capital outlay	10,127	11,127	10,927	200
Total Planning and Zoning	$ 345,993	346,993	323,704	23,289

(Continued)

BOONE COUNTY, MISSOURI

SCHEDULE OF REVENUES, EXPENDITURES, AND CHANGES IN FUND BALANCES
BUDGET AND ACTUAL—GENERAL FUND—UNAUDITED
YEAR ENDED DECEMBER 31, 2005

	Original Budget	Final Revised Budget	Actual	Variance with Final Budget Positive (Negative)
Building Codes:				
Personal services	$ 336,190	336,435	328,836	7,599
Supplies, services and other charges	38,609	38,609	34,243	4,366
Capital outlay	23,327	22,327	22,264	63
Total Building Codes	398,126	397,371	385,343	12,028
Animal Control:				
Supplies, services and other charges	131,460	131,471	131,471	-
Total Animal Control	131,460	131,471	131,471	-
On-Site Waste Water:				
Supplies, services and other charges	99,029	105,028	105,028	-
Total On-Site Waste Water	99,029	105,028	105,028	-
Bonne Femme Creek Watershed:				
Personal services	53,852	53,852	49,187	4,665
Supplies, services and other charges	41,902	37,052	14,598	22,454
Capital outlay	-	4,850	4,767	83
Total Bonne Femme Creek Watershed	95,754	95,754	68,552	27,202
Total Protective inspection	1,070,362	1,076,617	1,014,098	62,519
Total expenditures	23,264,552	23,548,333	20,984,455	2,563,878
REVENUES OVER (UNDER) EXPENDITURES	(1,760,118)	(1,761,625)	1,471,576	3,233,201
OTHER FINANCING SOURCES (USES)				
Transfers out	-	(300,000)	(300,000)	-
Sale of capital assets	-	-	355,130	355,130
Total other financing sources (uses)	-	(300,000)	55,130	355,130
NET CHANGE IN FUND BALANCE	$ (1,760,118)	(2,061,625)	1,526,706	3,588,331
FUND BALANCES (GAAP), beginning of year			9,145,365	
Less encumbrances, beginning of year			(102,456)	
Add encumbrances, end of year			79,919	
FUND BALANCES (GAAP), end of year			$ 10,649,534	

See accompanying independent auditors' report.

BOONE COUNTY, MISSOURI

SCHEDULE OF REVENUES, EXPENDITURES, AND CHANGES IN FUND BALANCES
BUDGET AND ACTUAL—ROAD AND BRIDGE FUND—UNAUDITED
YEAR ENDED DECEMBER 31, 2005

	Original Budget	Final Revised Budget	Actual	Variance with Final Budget Positive (Negative)
REVENUES				
Property taxes	$ 990,000	990,000	1,025,726	35,726
Sales taxes	11,057,000	11,057,000	11,452,487	395,487
Licenses and permits	21,000	21,000	16,871	(4,129)
Intergovernmental	1,313,000	1,313,000	1,268,501	(44,499)
Charges for services	487,720	487,720	142,016	(345,704)
Investment income	20,015	20,015	190,479	170,464
Miscellaneous	500	500	21,319	20,819
Total revenues	13,889,235	13,889,235	14,117,399	228,164
EXPENDITURES				
Environment, public buildings, and infrastructure:				
Maintenance Operations:				
Personal services	2,768,100	2,768,100	2,550,752	217,348
Supplies, services, and other charges	4,547,111	4,547,111	3,619,109	928,002
Capital outlay	1,459,150	1,459,150	1,204,998	254,152
Total Maintenance Operations	8,774,361	8,774,361	7,374,859	1,399,502
Design and Construction:				
Personal services	724,253	724,253	673,498	50,755
Supplies, services, and other charges	3,467,578	3,465,943	2,400,007	1,065,936
Capital outlay	79,760	81,395	81,239	156
Total Design and Construction	4,271,591	4,271,591	3,154,744	1,116,847
Administration:				
Distributions to other political subdivisions and other charges	2,535,904	2,535,904	2,465,316	70,588
Total Administration	2,535,904	2,535,904	2,465,316	70,588
Total Environment, public buildings, and infrastructure	15,581,856	15,581,856	12,994,919	2,586,937
Total expenditures	15,581,856	15,581,856	12,994,919	2,586,937
NET CHANGE IN FUND BALANCE	$ (1,692,621)	(1,692,621)	1,122,480	2,815,101
FUND BALANCES (GAAP), beginning of year			5,165,455	
Less encumbrances, beginning of year			(2,198,921)	
Add encumbrances, end of year			2,411,516	
FUND BALANCES (GAAP), end of year			$ 6,500,530	

See accompanying independent auditors' report.

BOONE COUNTY, MISSOURI

SCHEDULE OF REVENUES, EXPENDITURES, AND CHANGES IN FUND BALANCES
BUDGET AND ACTUAL—LAW ENFORCEMENT SERVICES FUND—UNAUDITED
YEAR ENDED DECEMBER 31, 2005

	Original Budget	Final Revised Budget	Actual	Variance with Final Budget Positive (Negative)
REVENUES				
Sales taxes	$ 2,640,000	2,640,000	2,748,220	108,220
Investment income	7,125	7,125	25,128	18,003
Total revenues	2,647,125	2,647,125	2,773,348	126,223
EXPENDITURES				
Law enforcement and judicial:				
Emergency and Contingency:				
Supplies, services, and other charges	16,000	5,685	-	5,685
Total Contract Inmate Housing	16,000	5,685	-	5,685
Sheriff Operations:				
Personal services	978,866	978,866	933,966	44,900
Supplies, services, and other charges	125,751	125,751	48,347	77,404
Capital outlay	583,140	583,140	581,308	1,832
Total Sheriff Operations	1,687,757	1,687,757	1,563,621	124,136
Corrections:				
Personal services	573,822	573,822	569,932	3,890
Supplies, services, and other charges	31,342	34,342	33,061	1,281
Capital outlay	-	6,515	6,515	-
Total Corrections	605,164	614,679	609,508	5,171
Prosecuting Attorney:				
Personal services	162,294	162,294	152,336	9,958
Supplies, services, and other charges	756	1,556	1,360	196
Total Prosecuting Attorney	163,050	163,850	153,696	10,154
Alternative Sentencing Programs:				
Personal services	150,188	150,188	145,829	4,359
Supplies, services, and other charges	43,885	43,885	18,032	25,853
Capital outlay	5,025	5,025	4,297	728
Total Alternative Sentencing Programs	199,098	199,098	168,158	30,940
Law Enforcement/Judicial Information System:				
Supplies, services, and other charges	189,701	189,701	13,928	175,773
Capital outlay	1,674	1,674	1,569	105
Total Law Enforcement/Judicial Info System	191,375	191,375	15,497	175,878
Contract Inmate Housing:				
Supplies, services, and other charges	180,000	180,000	41,752	138,248
Total Contract Inmate Housing	180,000	180,000	41,752	138,248
Information System—Court Only:				
Supplies, services, and other charges	2,550	2,550	1,680	870
Total Information System—Court Only	2,550	2,550	1,680	870
Total Law enforcement and judicial	3,044,994	3,044,994	2,553,912	491,082
Total expenditures	3,044,994	3,044,994	2,553,912	491,082
NET CHANGE IN FUND BALANCE	$ (397,869)	(397,869)	219,436	617,305
FUND BALANCES (GAAP), beginning of year			821,957	
Less encumbrances, beginning of year			(28,005)	
Add encumbrances, end of year			34,051	
FUND BALANCES (GAAP), end of year			$ 1,047,439	

See accompanying independent auditors' report.

BOONE COUNTY, MISSOURI

Notes to Schedule of Revenues, Expenditures, and Changes in Fund Balances Budget and Actual—General Fund, Road and Bridge Fund, and Law Enforcement Services Fund—UNAUDITED

December 31, 2005

(1) Explanation of Budgetary Basis of Accounting

The County's policy is to prepare the annual operating budget on a basis that includes encumbrances as the equivalent of expenditures. The statement of revenues, expenditures, and changes in fund balances—governmental funds excludes outstanding encumbrances in accordance with U.S. generally accepted accounting principles for the modified accrual basis of accounting. However, budgeted expenditures include both expenditures and encumbrances (budget basis). Therefore, in order to match reported results (actual) to the budget and to provide a useful comparison, it is necessary to include encumbrances outstanding at the end of the year as expenditures and exclude encumbrances outstanding at the beginning of the year. Unencumbered appropriations lapse at year-end.

(2) Explanation of Budgetary Process

The County follows these procedures in establishing the budgetary data using the following dates as targets:

a. July: County Auditor develops and distributes budget guidelines and instructions to each elected official and department head.

b. September 1: Budget requests are due to County Auditor.

c. September and October: County Auditor reviews budget requests and schedules work sessions with elected officials and department directors, as necessary.

d. November 15: County Auditor delivers Proposed Budget to County Commission.

e. November 15 through December 15: County Commission holds public hearings on the Proposed Budget.

f. January 10: Statutory deadline for adoption of the budget by the County Commission. However, in the year the presiding commissioner's new term of office begins, the statutory deadline is January 31.

For fiscal year 2005, the County Commission adopted an annual budget for the General Fund, the Special Revenue funds, the Capital Projects funds, and the Internal Service funds.

(Continued)

BOONE COUNTY, MISSOURI

Notes to Schedule of Revenues, Expenditures, and Changes in Fund Balances Budget and Actual—General Fund, Road and Bridge Fund, and Law Enforcement Services Fund—UNAUDITED

December 31, 2005

Budget amendments must be authorized by the County Commission or other appropriating authority as determined by state statute. Supplemental appropriations are made by the applicable authority throughout the year. Such supplemental appropriations were insignificant for the fiscal year ended December 31, 2005.

The County Commission approves the annual budget for the general fund at the department level and for the other funds at the fund level. The County also maintains an encumbrance accounting system as one technique of accomplishing budgetary control. Unencumbered appropriations lapse at fiscal year-end, while open encumbrances are reported as reservations of fund balance at each year-end.

OTHER SUPPLEMENTARY INFORMATION

The other supplementary information contains data beyond that included in the basic financial statements. This data is presented to provide additional financial information in order to better inform the users of the basic financial statements.

BOONE COUNTY, MISSOURI

COMBINING BALANCE SHEET
NONMAJOR GOVERNMENTAL FUNDS
DECEMBER 31, 2005

	Special Revenue	Debt Service	Capital Project	Total Nonmajor Governmental Funds
ASSETS				
Cash and cash equivalents	$ 187,371	-	-	187,371
Investments	2,958,202	380,977	291,709	3,630,888
Accrued interest	7,272	728	366	8,366
Accounts receivable	90,782	12,280	-	103,062
Commissions receivable	193,417	-	-	193,417
Assessments receivable	75,795	447,085	-	522,880
Due from other funds	9,027	-	-	9,027
Due from other governments	9,759	-	-	9,759
Prepaid items	320	-	-	320
Restricted assets	-	727,959	845,659	1,573,618
Total assets	3,531,945	1,569,029	1,137,734	6,238,708
LIABILITIES AND FUND BALANCES				
Liabilities:				
Accounts payable	166,823	-	35,179	202,002
Wages payable	11,461	-	-	11,461
Accrued liabilities	1,199	-	-	1,199
Due to other funds	8,950	-	-	8,950
Due to others	2,483	-	-	2,483
Deferred revenue	105,126	413,652	-	518,778
Loans payable to other funds	257,202	-	-	257,202
Total liabilities	553,244	413,652	35,179	1,002,075
Fund balances:				
Reserved for prepaid items	320	-	-	320
Reserved for debt service	-	1,155,377	-	1,155,377
Reserved for capital projects	-	-	833,409	833,409
Reserved for encumbrances	44,000	-	-	44,000
Undesignated	2,934,381	-	269,146	3,203,527
Total fund balances	2,978,701	1,155,377	1,102,555	5,236,633
Total liabilities and fund balances	$ 3,531,945	1,569,029	1,137,734	6,238,708

See accompanying independent auditors' report.

BOONE COUNTY, MISSOURI

COMBINING STATEMENT OF REVENUES, EXPENDITURES, AND CHANGES IN FUND BALANCES
NONMAJOR GOVERNMENTAL FUNDS
YEAR ENDED DECEMBER 31, 2005

	Special Revenue	Debt Service	Capital Project	Total Nonmajor Governmental Funds
REVENUES				
Assessments	$ 49,073	177,004	-	226,077
Sales taxes	239,231	-	-	239,231
Licenses and permits	10,932	-	-	10,932
Intergovernmental	399,282	-	-	399,282
Charges for services	1,393,819	-	-	1,393,819
Fines and forfeitures	27,846	-	-	27,846
Investment income	80,734	11,127	21,544	113,405
Miscellaneous:				
Contributions	1,110	-	-	1,110
Other	17,355	87,019	-	104,374
Total revenues	2,219,382	275,150	21,544	2,516,076
EXPENDITURES				
Current:				
Policy and administration	1,043,392	-	-	1,043,392
Law enforcement and judicial	625,787	-	-	625,787
Environment, public buildings, and infrastructure	139,286	-	-	139,286
Community health and public services	49,084	-	-	49,084
Interfund services used	60,523	-	-	60,523
Capital outlay	239,823	-	2,096,532	2,336,355
Debt service:				
Principal retirement	-	155,000	-	155,000
Interest and fiscal charges	-	65,180	55,601	120,781
Total expenditures	2,157,895	220,180	2,152,133	4,530,208
REVENUES OVER (UNDER) EXPENDITURES	61,487	54,970	(2,130,589)	(2,014,132)
OTHER FINANCING SOURCES (USES)				
Proceeds of long-term debt	-	200,500	1,804,500	2,005,000
Transfers in	1,037	-	403,301	404,338
Transfers out	(1,037)	-	(103,301)	(104,338)
Total other financing sources (uses)	-	200,500	2,104,500	2,305,000
REVENUES AND OTHER SOURCES OVER (UNDER) EXPENDITURES AND OTHER USES	61,487	255,470	(26,089)	290,868
FUND BALANCES, beginning of year	2,917,214	899,907	1,128,644	4,945,765
FUND BALANCES, end of year	$ 2,978,701	1,155,377	1,102,555	5,236,633

See accompanying independent auditors' report.

BOONE COUNTY, MISSOURI

SPECIAL REVENUE FUNDS

Special Revenue Funds are used to account for the proceeds of specific or restricted revenue sources or to finance specified activities as required by law or administrative regulations.

Special Building Project Citizen Contribution Fund—To account for citizen contributions towards County building projects.

Assessment Fund—To account for the operations of the County Assessor's office, which includes the cost of performing a reassessment of all taxable real property as required by Statute 137.750. Financing is provided by the state and a commission received from property tax collections.

E-911 Emergency Telephone Fund—To account for the collection and disbursement of the 2% tax on land line local tariffs, authorized in Statute 190.305, which is used to operate the enhanced 911 emergency telephone system.

Domestic Violence Fund—To account for fees collected under Statute 455.2 to provide shelter for victims of domestic violence.

Hospital Profit Share Fund—To account for additional lease compensation moneys received pursuant to the lease of Boone Hospital Center.

Local Emergency Planning Committee Fund—To account for funds received by the Local Emergency Planning Committee from the State of Missouri.

Collector Tax Maintenance Fund—To account for the additional delinquent fees and commissions authorized by Statute 52.312-317. The additional fees supplement the General Fund operating budget for the Collector.

Fairground Maintenance Fund—To account for the maintenance and repair of the Boone County Fairgrounds. The resources of this fund were derived from the net insurance proceeds resulting from building damage sustained at the site in fiscal year 2002.

Election Services Fund—To account for charges, not to exceed 5% of total election costs, that is levied to all entities participating in any election.

Federal HAVA Election Fund—To account for the expenditures mandated by the Help Americans Vote Act and the related reimbursement revenues received.

Sheriff Forfeiture Fund—To account for certain fines and forfeitures collected by the Sheriff's department.

Sheriff Training Fund—To account for fees collected under Statute 590 for providing training for peace officers.

Public Safety Citizen Contributions Fund—To account for private donations specifically set aside for the neighborhood watch, Drug Abuse Resistance Education (D.A.R.E.), and the community traffic safety programs.

SPECIAL REVENUE FUNDS—Continued

Law Enforcement Department of Justice Grants Fund—To account for U.S. Department of Justice grant funds to be used for law enforcement.

Sheriff Civil Charges Fund—To account for civil charges collected by the Sheriff.

Sheriff Revolving Fund—To account for revolving funds collected by the Sheriff.

Prosecuting Attorney Training Fund—To account for fees collected under Statute 56.765 for the purpose of providing additional training for prosecuting attorneys and their staff.

Prosecuting Attorney Tax Collection Fund—To account for fees collected under Statute 136.15 for the Prosecuting Attorney's collection of delinquent taxes, licenses, and fees for the State of Missouri.

Prosecuting Attorney Contingency Fund—To account for fees collected under Statute 56.330 for the payment of incidental expenses incurred in the Prosecuting Attorney's office.

Prosecuting Attorney Bad Check Collection Fund—To account for the revenues and expenditures of the Prosecuting Attorney for the collection of insufficient funds checks as provided in Statute 570.1. The Prosecuting Attorney retains a fee based on the amount of the collection recovered.

Prosecuting Attorney Forfeiture Fund—To account for federal drug money collected by the prosecuting attorney and used for expenditures related to the prosecution of drug-related cases.

Record Preservation Fund—To account for fees collected under Statute 59.319 for record storage, microfilming and preservation.

Family Services and Justice Fund—Accounts for the revenues and expenditures associated with family court. In 1993, the state legislature passed legislation that created a family court in the Thirteenth Judicial Circuit. The law provides for the collection of a $30 fee per each family court case, which is deposited into this fund.

Circuit Drug Court Fund—To account for fees received from defendants who participate in the Drug Court program.

Administration of Justice Fund—To account for late fees collected pursuant to RSMo 488.5025.1-2 to be used for the general administration of justice.

Neighborhood Improvement Districts Fund—To account for the revenue and expenditures of construction and repair of roads and sewers in Neighborhood Improvement Districts (NIDs).

Law Library Fund—To account for fees collected under Statutes 514.47 and 514.48 for the maintenance and upkeep of a law library.

BOONE COUNTY, MISSOURI

COMBINING BALANCE SHEET
NONMAJOR SPECIAL REVENUE FUNDS
DECEMBER 31, 2005

ASSETS	Special Bldg Project Citizen Contribution	Assessment	E-911 Emergency Telephone	Domestic Violence	Hospital Profit Share	Local Emergency Planning Committee	Collector Tax Maintenance	Fairground Maintenance	Election Services	Federal HAVA Election	Sheriff Forfeiture	Sheriff Training	Public Safety Citizen Contributions	Law Enforcement Department of Justice Grants
Cash and cash equivalents	$ -	77,385	-	-	-	-	-	-	-	-	-	-	-	-
Investments	4,365	861,219	478,336	18,633	114,688	9,373	151,759	393,739	61,179	-	113,186	15,126	6,825	21,805
Accrued interest	13	1,407	1,288	36	320	33	438	1,099	167	-	332	36	20	64
Accounts receivable	-	590	19,297	2,124	-	-	53,897	-	-	-	-	1,920	360	-
Commissions receivable	-	193,417	-	-	-	-	-	-	-	-	-	-	-	-
Assessments receivable	-	-	-	-	-	-	-	-	-	-	-	-	-	-
Due from other funds	-	-	-	-	-	-	-	-	-	-	-	-	-	-
Due from other governments	-	-	-	-	-	-	-	-	-	9,027	-	-	-	-
Prepaid items	-	-	-	-	-	2,414	-	-	-	-	-	-	-	-
Total assets	4,378	1,134,018	498,921	20,793	115,008	11,820	206,094	394,838	61,346	9,027	113,518	17,082	7,205	21,869
LIABILITIES AND FUND BALANCES														
Liabilities														
Accounts payable	-	68,618	26,614	-	-	-	5,029	-	138	-	2,510	-	-	10
Wages payable	-	8,991	-	-	-	-	-	-	-	-	-	-	-	-
Accrued liabilities	-	976	-	-	-	-	-	-	-	-	-	-	-	-
Due to other funds	-	-	-	-	-	-	-	-	-	-	-	-	-	-
Due to others	-	-	-	-	-	-	6,440	-	-	-	-	-	-	-
Deferred revenue	-	-	-	-	-	-	-	-	-	-	-	-	-	-
Loan payable to other funds	-	-	-	-	-	-	-	-	-	9,027	-	-	-	20,304
Total liabilities	-	78,585	26,614	-	-	-	11,469	-	138	9,027	2,510	-	-	20,314
Fund balances														
Reserved for prepaid items	-	-	-	-	-	-	-	-	-	-	-	-	-	-
Reserved for encumbrances	-	-	-	-	44,000	-	-	-	-	-	-	-	-	-
Undesignated	4,378	1,055,433	472,307	20,793	71,008	11,820	194,625	394,838	61,208	-	111,008	17,082	7,205	1,555
Total fund balances	4,378	1,055,433	472,307	20,793	115,008	11,820	194,625	394,838	61,208	-	111,008	17,082	7,205	1,555
Total liabilities and fund balances	$ 4,378	1,134,018	498,921	20,793	115,008	11,820	206,094	394,838	61,346	9,027	113,518	17,082	7,205	21,869

See accompanying independent auditors' report.

(Continued)

BOONE COUNTY, MISSOURI

COMBINING BALANCE SHEET
NONMAJOR SPECIAL REVENUE FUNDS
DECEMBER 31, 2005
(Continued)

ASSETS	Sheriff Civil Charges	Sheriff Revolving	Prosecuting Attorney Training	Prosecuting Attorney Tax Collection	Prosecuting Attorney Contingency	Prosecuting Attorney Bad Check Collection	Prosecuting Attorney Forfeiture	Record Preservation	Family Services and Justice	Circuit Drug Court	Administration of Justice	Neighborhood Improvement Districts	Law Library	Total Nonmajor Special Revenue Funds
Cash and cash equivalents	$ 51,310	1,647	-	-	-	5	-	-	-	-	-	-	57,024	187,371
Investments	-	-	5,116	37,250	200	44,882	15,874	360,159	86,916	71,223	35,432	50,917	-	2,958,202
Accrued interest	-	-	14	107	7	121	45	1,053	241	192	87	152	-	7,272
Accounts receivable	-	372	485	1,958	-	850	-	548	6,929	-	1,452	-	-	90,782
Commissions receivable	-	-	-	-	-	-	-	-	-	-	-	-	-	193,417
Assessments receivable	-	-	-	-	-	-	-	-	-	-	-	75,795	-	75,795
Due from other funds	-	-	-	-	-	-	-	-	-	-	-	-	-	9,027
Due from other governments	-	-	-	-	-	-	-	-	7,345	-	-	-	-	9,759
Prepaid items	-	-	320	-	-	-	-	-	-	-	-	-	-	320
Total assets	51,310	2,019	5,935	39,315	207	45,858	15,919	361,760	101,431	71,415	36,971	126,864	57,024	3,531,945
LIABILITIES AND FUND BALANCES														
Liabilities:														
Accounts payable	25,098	250	-	500	-	2,000	-	2,966	32,974	116	-	-	-	166,823
Wages payable	-	-	-	852	-	1,618	-	-	-	-	-	-	-	11,461
Accrued liabilities	-	-	-	74	-	149	-	-	-	-	-	-	-	1,199
Due to other funds	-	-	-	-	-	-	-	-	-	-	-	-	-	8,950
Due to others	-	-	-	-	-	2,483	-	-	-	-	-	2,510	-	2,483
Deferred revenue	-	-	-	-	-	-	-	-	-	-	-	-	-	105,126
Loan payable to other funds	-	-	-	-	-	-	-	-	-	-	-	75,795	-	257,202
Total liabilities	25,098	250	-	1,426	-	6,250	-	2,966	32,974	116	-	335,507	-	553,244
Fund balances:														
Reserved for prepaid items	-	-	320	-	-	-	-	-	-	-	-	-	-	320
Reserved for encumbrances	-	-	-	-	-	-	-	-	-	-	-	-	-	44,000
Undesignated	26,212	1,769	5,615	37,889	207	39,608	15,919	358,794	68,457	71,299	36,971	(208,643)	57,024	2,934,381
Total fund balances	26,212	1,769	5,935	37,889	207	39,608	15,919	358,794	68,457	71,299	36,971	(208,643)	57,024	2,978,701
Total liabilities and fund balances	$ 51,310	2,019	5,935	39,315	207	45,858	15,919	361,760	101,431	71,415	36,971	126,864	57,024	3,531,945

See accompanying independent auditors' report.

BOONE COUNTY, MISSOURI

COMBINING STATEMENT OF REVENUES, EXPENDITURES, AND CHANGES IN FUND BALANCES
NONMAJOR SPECIAL REVENUE FUNDS
YEAR ENDED DECEMBER 31, 2005

	Special Bldg Project Citizen Contribution	Assessment	E-911 Emergency Telephone	Domestic Violence	Hospital Profit Share	Local Emergency Planning Committee	Collector Tax Maintenance	Fairground Maintenance	Election Services	Federal HAVA Election	Sheriff Forfeiture	Sheriff Training	Public Safety Citizen Contributions	Law Enforcement Department of Justice Grants
REVENUES														
Assessments	$ -	-	-	-	-	-	-	-	-	-	-	-	-	-
Sales taxes	-	-	239,231	-	-	-	-	-	-	-	-	-	-	-
Licenses and permits	-	-	-	-	-	-	-	-	-	-	-	-	-	-
Intergovernmental	-	337,156	-	-	-	11,393	-	-	-	-	-	9,601	-	13,842
Charges for services	-	714,323	-	36,951	-	-	120,693	-	9,704	-	-	23,071	-	-
Fines and forfeitures	-	-	-	-	-	-	-	-	-	-	-	-	-	-
Investment income	143	17,551	13,388	332	3,319	387	5,392	11,381	1,868	-	3,621	342	217	605
Miscellaneous														
Contributions	-	-	-	-	-	-	-	-	-	-	-	-	1,110	-
Other	445	14,508	-	-	-	-	-	-	-	-	-	-	-	-
Total revenues	588	1,083,538	252,619	37,283	3,319	11,780	126,085	11,381	11,572	-	3,621	33,014	1,327	14,447
EXPENDITURES														
Current														
Policy and administration	1,292	888,465	-	-	-	-	9,091	-	19,381	-	-	-	-	-
Law enforcement and judicial	-	-	237,080	-	-	-	-	-	-	-	17,209	28,497	1,535	201
Environment, public buildings, and infrastructure	-	-	-	-	-	-	-	-	-	-	-	-	-	-
Community health and public services	-	-	-	34,140	-	14,944	-	-	-	-	-	-	-	-
Interfund services used	-	-	-	-	-	-	60,523	-	-	-	-	-	-	-
Capital outlay	-	133,751	-	-	-	-	13,491	-	-	-	8,250	-	-	17,886
Total expenditures	1,292	1,022,216	237,080	34,140	-	14,944	83,105	-	19,381	-	25,459	28,497	1,535	18,087
REVENUES OVER (UNDER) EXPENDITURES	(704)	61,322	15,539	3,143	3,319	(3,164)	42,980	11,381	(7,809)	-	(21,838)	4,517	(208)	(3,640)
OTHER FINANCING SOURCES (USES)														
Transfers in	-	-	-	-	-	-	-	-	-	-	-	-	-	1,037
Transfers out	-	-	-	-	-	-	-	-	-	-	(1,037)	-	-	-
Total other financing sources (uses)	-	-	-	-	-	-	-	-	-	-	(1,037)	-	-	1,037
REVENUES AND OTHER SOURCES OVER (UNDER) EXPENDITURES AND OTHER USES	(704)	61,322	15,539	3,143	3,319	(3,164)	42,980	11,381	(7,809)	-	(22,875)	4,517	(208)	(2,603)
FUND BALANCES, beginning of year	5,082	994,111	456,768	17,650	111,689	14,984	151,645	383,457	69,017	-	133,883	12,565	7,413	4,158
FUND BALANCES, end of year	$ 4,378	1,055,433	472,307	20,793	115,008	11,820	194,625	394,838	61,208	-	111,008	17,082	7,205	1,555

See accompanying independent auditors' report.

(Continued)

BOONE COUNTY, MISSOURI

COMBINING STATEMENT OF REVENUES, EXPENDITURES AND CHANGES IN FUND BALANCES
NONMAJOR SPECIAL REVENUE FUNDS
YEAR ENDED DECEMBER 31, 2005
(Continued)

	Sheriff Civil Charges	Sheriff Revolving	Prosecuting Attorney Training	Prosecuting Attorney Tax Collection	Prosecuting Attorney Contingency	Prosecuting Attorney Bad Check Collection	Prosecuting Attorney Forfeiture	Record Preservation	Family Services and Justice	Circuit Drug Court	Administration of Justice	Neighborhood Improvement Districts	Law Library	Total Nonmajor Special Revenue Funds
REVENUES														
Assessments	$ -	-	-	-	-	-	-	-	-	-	-	49,073	-	49,073
Sales taxes	-	-	-	-	-	-	-	-	-	-	-	-	-	239,231
Licenses and permits	-	10,932	-	-	-	-	-	-	-	-	-	-	-	10,932
Intergovernmental	-	-	-	-	-	-	-	-	27,290	-	-	-	-	399,282
Charges for services	50,000	-	5,799	24,981	18,459	121,249	-	139,178	89,387	19,412	20,612	-	-	1,393,819
Fines and forfeitures	-	-	-	-	-	-	-	-	-	-	-	-	27,846	27,846
Investment income	-	-	173	1,095	206	1,175	468	10,820	2,472	1,908	764	1,231	1,876	80,734
Miscellaneous	-	-	-	-	-	-	-	-	-	-	-	-	-	1,110
Contributions	-	-	-	-	-	157	-	-	2,055	-	-	-	190	17,355
Other														
Total revenues	50,000	10,932	5,972	26,076	18,665	122,581	468	149,998	121,204	21,320	21,376	50,304	29,912	2,219,382
EXPENDITURES														
Current:														
Policy and administration	-	-	-	-	-	-	-	125,163	-	-	-	-	-	1,043,392
Law enforcement and judicial	6,106	8,169	6,254	24,275	19,999	113,994	1,621	-	125,942	7,861	613	-	26,431	625,787
Environment, public buildings, and infrastructure	-	-	-	-	-	-	-	-	-	-	-	139,286	-	139,286
Community health and public services	-	-	-	-	-	-	-	-	-	-	-	-	-	49,084
Interfund services used	-	-	-	-	-	-	-	-	-	-	-	-	-	60,523
Capital outlay	54,347	5,440	-	-	-	-	-	6,264	-	394	-	-	-	239,823
Total expenditures	60,453	13,609	6,254	24,275	19,999	113,994	1,621	131,427	125,942	8,255	613	139,286	26,431	2,157,895
REVENUES OVER (UNDER) EXPENDITURES	(10,453)	(2,677)	(282)	1,801	(1,334)	8,587	(1,153)	18,571	(4,738)	13,065	20,763	(88,982)	3,481	61,487
OTHER FINANCING SOURCES (USES)														
Transfers in	-	-	-	-	-	-	-	-	-	-	-	-	-	1,037
Transfers out	-	-	-	-	-	-	-	-	-	-	-	-	-	(1,037)
Total other financing sources (uses)	-	-	-	-	-	-	-	-	-	-	-	-	-	-
REVENUES AND OTHER SOURCES OVER (UNDER) EXPENDITURES AND OTHER USES	(10,453)	(2,677)	(282)	1,801	(1,334)	8,587	(1,153)	18,571	(4,738)	13,065	20,763	(88,982)	3,481	61,487
FUND BALANCES, beginning of year	36,665	4,446	6,217	36,088	1,541	31,021	17,072	340,223	73,195	58,234	16,208	(119,661)	53,543	2,917,214
FUND BALANCES, end of year	$ 26,212	1,769	5,935	37,889	207	39,608	15,919	358,794	68,457	71,299	36,971	(208,643)	57,024	2,978,701

See accompanying independent auditors' report.

BOONE COUNTY, MISSOURI

SPECIAL BUILDING PROJECT CITIZEN CONTRIBUTION—NONMAJOR FUND
SCHEDULE OF REVENUES, EXPENDITURES, AND
CHANGES IN FUND BALANCE—BUDGET AND ACTUAL (BUDGET BASIS)
UNAUDITED
YEAR ENDED DECEMBER 31, 2005

	Final Revised Budget	Actual	Variance with Final Budget Positive (Negative)
REVENUES			
Investment income	$ -	143	143
Miscellaneous:			
Other	-	445	445
Total revenues	-	588	588
EXPENDITURES			
Supplies, services, and other charges	2,000	1,292	708
Total expenditures	2,000	1,292	708
REVENUES OVER (UNDER) EXPENDITURES	$ (2,000)	(704)	1,296
FUND BALANCE (GAAP), beginning of year		5,082	
FUND BALANCE (GAAP), end of year		$ 4,378	

See accompanying independent auditors' report.

BOONE COUNTY, MISSOURI

ASSESSMENT FUND—NONMAJOR FUND
SCHEDULE OF REVENUES, EXPENDITURES, AND
CHANGES IN FUND BALANCE—BUDGET AND ACTUAL (BUDGET BASIS)
UNAUDITED
YEAR ENDED DECEMBER 31, 2005

	Final Revised Budget	Actual	Variance with Final Budget Positive (Negative)
REVENUES			
Intergovernmental	$ 332,429	337,156	4,727
Charges for services	674,157	714,323	40,166
Investment income	4,300	17,551	13,251
Miscellaneous	8,000	14,508	6,508
Total revenues	1,018,886	1,083,538	64,652
EXPENDITURES			
Personal services	754,266	706,112	48,154
Supplies, services, and other charges	359,757	182,353	177,404
Capital outlay	151,000	133,751	17,249
Total expenditures	1,265,023	1,022,216	242,807
REVENUES OVER (UNDER) EXPENDITURES	$ (246,137)	61,322	307,459
FUND BALANCE (GAAP), beginning of year		994,111	
FUND BALANCE (GAAP), end of year		$ 1,055,433	

See accompanying independent auditors' report.

BOONE COUNTY, MISSOURI

E-911 EMERGENCY TELEPHONE FUND—NONMAJOR FUND
SCHEDULE OF REVENUES, EXPENDITURES, AND
CHANGES IN FUND BALANCE—BUDGET AND ACTUAL (BUDGET BASIS)
UNAUDITED
YEAR ENDED DECEMBER 31, 2005

	Final Revised Budget	Actual	Variance with Final Budget Positive (Negative)
REVENUES			
Sales taxes	$ 262,000	239,231	(22,769)
Investment income	5,800	13,388	7,588
Total revenues	267,800	252,619	(15,181)
EXPENDITURES			
Supplies, services, and other charges	274,800	237,080	37,720
Total expenditures	274,800	237,080	37,720
REVENUES OVER (UNDER) EXPENDITURES	$ (7,000)	15,539	22,539
FUND BALANCE (GAAP), beginning of year		456,768	
FUND BALANCE (GAAP), end of year		$ 472,307	

See accompanying independent auditors' report.

BOONE COUNTY, MISSOURI

DOMESTIC VIOLENCE FUND—NONMAJOR FUND
SCHEDULE OF REVENUES, EXPENDITURES, AND
CHANGES IN FUND BALANCE—BUDGET AND ACTUAL (BUDGET BASIS)
UNAUDITED
YEAR ENDED DECEMBER 31, 2005

	Final Revised Budget	Actual	Variance with Final Budget Positive (Negative)
REVENUES			
Charges for services	$ 33,500	36,951	3,451
Investment income	10	332	322
Total revenues	33,510	37,283	3,773
EXPENDITURES			
Supplies, services, and other charges	33,510	34,140	(630)
Total expenditures	33,510	34,140	(630)
REVENUES OVER (UNDER) EXPENDITURES	$ -	3,143	3,143
FUND BALANCE (GAAP), beginning of year		17,650	
FUND BALANCE (GAAP), end of year		$ 20,793	

See accompanying independent auditors' report.

BOONE COUNTY, MISSOURI

HOSPITAL PROFIT SHARE FUND—NONMAJOR FUND
SCHEDULE OF REVENUES, EXPENDITURES, AND
CHANGES IN FUND BALANCE—BUDGET AND ACTUAL (BUDGET BASIS)
UNAUDITED
YEAR ENDED DECEMBER 31, 2005

	Final Revised Budget	Actual	Variance with Final Budget Positive (Negative)
REVENUES			
Investment income	$ 1,400	3,319	1,919
Total revenues	1,400	3,319	1,919
EXPENDITURES			
Supplies, services, and other charges	44,000	44,000	-
Total expenditures	44,000	44,000	-
REVENUES OVER (UNDER) EXPENDITURES	$ (42,600)	(40,681)	1,919
FUND BALANCE (GAAP), beginning of year		111,689	
Add encumbrances, end of year		44,000	
FUND BALANCE (GAAP), end of year		$ 115,008	

See accompanying independent auditors' report.

BOONE COUNTY, MISSOURI

LOCAL EMERGENCY PLANNING COMMITTEE FUND—NONMAJOR FUND
SCHEDULE OF REVENUES, EXPENDITURES, AND
CHANGES IN FUND BALANCE—BUDGET AND ACTUAL (BUDGET BASIS)
UNAUDITED
YEAR ENDED DECEMBER 31, 2005

	Final Revised Budget	Actual	Variance with Final Budget Positive (Negative)
REVENUES			
Intergovernmental	$ 7,000	11,393	4,393
Investment income	125	387	262
Total revenues	7,125	11,780	4,655
EXPENDITURES			
Supplies, services, and other charges	16,300	14,944	1,356
Capital outlay	3,000	-	3,000
Total expenditures	19,300	14,944	4,356
REVENUES OVER (UNDER) EXPENDITURES	$ (12,175)	(3,164)	9,011
FUND BALANCE (GAAP), beginning of year		14,984	
FUND BALANCE (GAAP), end of year		$ 11,820	

See accompanying independent auditors' report.

BOONE COUNTY, MISSOURI

COLLECTOR TAX MAINTENANCE FUND—NONMAJOR FUND
SCHEDULE OF REVENUES, EXPENDITURES, AND
CHANGES IN FUND BALANCE—BUDGET AND ACTUAL (BUDGET BASIS)
UNAUDITED
YEAR ENDED DECEMBER 31, 2005

	Final Revised Budget	Actual	Variance with Final Budget Positive (Negative)
REVENUES			
Charges for services	$ 125,000	120,693	(4,307)
Investment income	1,269	5,392	4,123
Total revenues	126,269	126,085	(184)
EXPENDITURES			
Personal services	1,571	961	610
Supplies, services, and other charges	114,294	68,653	45,641
Capital outlay	13,561	13,491	70
Total expenditures	129,426	83,105	46,321
REVENUES OVER (UNDER) EXPENDITURES	$ (3,157)	42,980	(46,505)
FUND BALANCE (GAAP), beginning of year		151,645	
FUND BALANCE (GAAP), end of year		$ 194,625	

See accompanying independent auditors' report.

BOONE COUNTY, MISSOURI

FAIRGROUND MAINTENANCE FUND—NONMAJOR FUND
SCHEDULE OF REVENUES, EXPENDITURES, AND
CHANGES IN FUND BALANCE—BUDGET AND ACTUAL (BUDGET BASIS)
UNAUDITED
YEAR ENDED DECEMBER 31, 2005

	Final Revised Budget	Actual	Variance with Final Budget Positive (Negative)
REVENUES			
Investment income	$ 3,900	11,381	7,481
Total revenues	3,900	11,381	7,481
EXPENDITURES			
Supplies, services, and other charges	50,000	-	50,000
Total expenditures	50,000	-	50,000
REVENUES OVER (UNDER) EXPENDITURES	$ (46,100)	11,381	57,481
FUND BALANCE (GAAP), beginning of year		383,457	
FUND BALANCE (GAAP), end of year		$ 394,838	

See accompanying independent auditors' report.

BOONE COUNTY, MISSOURI

ELECTION SERVICES FUND—NONMAJOR FUND
SCHEDULE OF REVENUES, EXPENDITURES, AND
CHANGES IN FUND BALANCE—BUDGET AND ACTUAL (BUDGET BASIS)
UNAUDITED
YEAR ENDED DECEMBER 31, 2005

	Final Revised Budget	Actual	Variance with Final Budget Positive (Negative)
REVENUES			
Charges for services	$ 8,000	9,704	1,704
Investment income	-	1,868	1,868
Total revenues	8,000	11,572	3,572
EXPENDITURES			
Supplies, services, and other charges	48,000	19,381	28,619
Total expenditures	48,000	19,381	28,619
REVENUES OVER (UNDER) EXPENDITURES	$ (40,000)	(7,809)	32,191
FUND BALANCE (GAAP), beginning of year		69,017	
FUND BALANCE (GAAP), end of year		$ 61,208	

See accompanying independent auditors' report.

BOONE COUNTY, MISSOURI

SHERIFF FORFEITURE FUND—NONMAJOR FUND
SCHEDULE OF REVENUES, EXPENDITURES, AND
CHANGES IN FUND BALANCE—BUDGET AND ACTUAL (BUDGET BASIS)
UNAUDITED
YEAR ENDED DECEMBER 31, 2005

	Final Revised Budget	Actual	Variance with Final Budget Positive (Negative)
REVENUES			
Investment income	$ -	3,621	3,621
Total revenues	-	3,621	3,621
EXPENDITURES			
Personal services	2,870	2,869	1
Supplies, services, and other charges	29,961	14,340	15,621
Capital outlay	8,580	8,250	330
Total expenditures	41,411	25,459	15,952
REVENUES OVER (UNDER) EXPENDITURES	(41,411)	(21,838)	19,573
OTHER FINANCING SOURCES (USES)			
Transfers out	(1,037)	(1,037)	-
REVENUES AND OTHER SOURCES OVER (UNDER) EXPENDITURES AND OTHER USES	$ (42,448)	(22,875)	19,573
FUND BALANCE (GAAP), beginning of year		133,883	
FUND BALANCE (GAAP), end of year		$ 111,008	

See accompanying independent auditors' report.

BOONE COUNTY, MISSOURI

SHERIFF TRAINING FUND—NONMAJOR FUND
SCHEDULE OF REVENUES, EXPENDITURES, AND
CHANGES IN FUND BALANCE—BUDGET AND ACTUAL (BUDGET BASIS)
UNAUDITED
YEAR ENDED DECEMBER 31, 2005

	Final Revised Budget	Actual	Variance with Final Budget Positive (Negative)
REVENUES			
Intergovernmental	$ 8,500	9,601	1,101
Charges for services	18,000	23,071	5,071
Investment income	-	342	342
Total revenues	26,500	33,014	6,514
EXPENDITURES			
Supplies, services, and other charges	30,000	28,497	1,503
Total expenditures	30,000	28,497	1,503
REVENUES OVER (UNDER) EXPENDITURES	$ (3,500)	4,517	8,017
FUND BALANCE (GAAP), beginning of year		12,565	
FUND BALANCE (GAAP), end of year		$ 17,082	

See accompanying independent auditors' report.

BOONE COUNTY, MISSOURI

PUBLIC SAFETY CITIZEN CONTRIBUTION FUND—NONMAJOR FUND
SCHEDULE OF REVENUES, EXPENDITURES, AND
CHANGES IN FUND BALANCE—BUDGET AND ACTUAL (BUDGET BASIS)
UNAUDITED
YEAR ENDED DECEMBER 31, 2005

	Final Revised Budget	Actual	Variance with Final Budget Positive (Negative)
REVENUES			
Investment income	$ -	217	217
Miscellaneous:			
Contributions	-	1,110	1,110
Total revenues	-	1,327	1,327
EXPENDITURES			
Supplies, services, and other charges	1,620	1,535	85
Total expenditures	1,620	1,535	85
REVENUES OVER (UNDER) EXPENDITURES	$ (1,620)	(208)	1,412
FUND BALANCE (GAAP), beginning of year		7,413	
FUND BALANCE (GAAP), end of year		$ 7,205	

See accompanying independent auditors' report.

BOONE COUNTY, MISSOURI

LAW ENFORCEMENT DEPARTMENT OF JUSTICE GRANTS FUND—NONMAJOR FUND
SCHEDULE OF REVENUES, EXPENDITURES, AND
CHANGES IN FUND BALANCE—BUDGET AND ACTUAL (BUDGET BASIS)
UNAUDITED
YEAR ENDED DECEMBER 31, 2005

	Final Revised Budget	Actual	Variance with Final Budget Positive (Negative)
REVENUES			
Intergovernmental	$ -	13,842	13,842
Investment income	-	605	605
Total revenues	-	14,447	14,447
EXPENDITURES			
Supplies, services, and other charges	202	201	1
Capital outlay	21,020	17,886	3,134
Total expenditures	21,222	18,087	3,135
REVENUES OVER (UNDER) EXPENDITURES	(21,222)	(3,640)	17,582
OTHER FINANCING SOURCES (USES)			
Transfers in	1,037	1,037	-
REVENUES AND OTHER SOURCES OVER (UNDER) EXPENDITURES AND OTHER USES	$ (20,185)	(2,603)	17,582
FUND BALANCE (GAAP), beginning of year		4,158	
FUND BALANCE (GAAP), end of year		$ 1,555	

See accompanying independent auditors' report.

BOONE COUNTY, MISSOURI

SHERIFF CIVIL CHARGES FUND—NONMAJOR FUND
SCHEDULE OF REVENUES, EXPENDITURES, AND
CHANGES IN FUND BALANCE—BUDGET AND ACTUAL (BUDGET BASIS)
UNAUDITED
YEAR ENDED DECEMBER 31, 2005

	Final Revised Budget	Actual	Variance with Final Budget Positive (Negative)
REVENUES			
Charges for services	$ 50,000	50,000	-
Total revenues	50,000	50,000	-
EXPENDITURES			
Supplies, services, and other charges	11,570	6,106	5,464
Capital outlay	31,520	30,752	768
Total expenditures	43,090	36,858	6,232
REVENUES OVER (UNDER) EXPENDITURES	$ 6,910	13,142	6,232
FUND BALANCE (GAAP), beginning of year		36,665	
Less encumbrances, beginning of year		(23,595)	
FUND BALANCE (GAAP), end of year		$ 26,212	

See accompanying independent auditors' report.

BOONE COUNTY, MISSOURI

SHERIFF REVOLVING FUND—NONMAJOR FUND
SCHEDULE OF REVENUES, EXPENDITURES, AND
CHANGES IN FUND BALANCE—BUDGET AND ACTUAL (BUDGET BASIS)
UNAUDITED
YEAR ENDED DECEMBER 31, 2005

	Final Revised Budget	Actual	Variance with Final Budget Positive (Negative)
REVENUES			
Licenses and permits	$ 18,600	10,932	(7,668)
Total revenues	18,600	10,932	(7,668)
EXPENDITURES			
Supplies, services, and other charges	16,200	8,169	8,031
Capital outlay	6,270	5,440	830
Total expenditures	22,470	13,609	8,861
REVENUES OVER (UNDER) EXPENDITURES	$ (3,870)	(2,677)	1,193
FUND BALANCE (GAAP), beginning of year		4,446	
FUND BALANCE (GAAP), end of year		$ 1,769	

See accompanying independent auditors' report.

BOONE COUNTY, MISSOURI

PROSECUTING ATTORNEY TRAINING FUND—NONMAJOR FUND
SCHEDULE OF REVENUES, EXPENDITURES, AND
CHANGES IN FUND BALANCE—BUDGET AND ACTUAL (BUDGET BASIS)
UNAUDITED
YEAR ENDED DECEMBER 31, 2005

	Final Revised Budget	Actual	Variance with Final Budget Positive (Negative)
REVENUES			
Charges for services	$ 4,300	5,799	1,499
Investment income	75	173	98
Total revenues	4,375	5,972	1,597
EXPENDITURES			
Supplies, services, and other charges	6,420	6,254	166
Total expenditures	6,420	6,254	166
REVENUES OVER (UNDER) EXPENDITURES	$ (2,045)	(282)	1,763
FUND BALANCE (GAAP), beginning of year		6,217	
FUND BALANCE (GAAP), end of year		$ 5,935	

See accompanying independent auditors' report.

BOONE COUNTY, MISSOURI

PROSECUTING ATTORNEY TAX COLLECTION FUND—NONMAJOR FUND
SCHEDULE OF REVENUES, EXPENDITURES, AND
CHANGES IN FUND BALANCE—BUDGET AND ACTUAL (BUDGET BASIS)
UNAUDITED
YEAR ENDED DECEMBER 31, 2005

	Final Revised Budget	Actual	Variance with Final Budget Positive (Negative)
REVENUES			
Charges for services	$ 20,000	24,981	4,981
Investment income	166	1,095	929
Total revenues	20,166	26,076	5,910
EXPENDITURES			
Personal services	22,817	22,814	3
Supplies, services, and other charges	1,536	1,461	75
Total expenditures	24,353	24,275	78
REVENUES OVER (UNDER) EXPENDITURES	$ (4,187)	1,801	5,988
FUND BALANCE (GAAP), beginning of year		36,088	
FUND BALANCE (GAAP), end of year		$ 37,889	

See accompanying independent auditors' report.

BOONE COUNTY, MISSOURI

PROSECUTING ATTORNEY CONTINGENCY FUND—NONMAJOR FUND
SCHEDULE OF REVENUES, EXPENDITURES, AND
CHANGES IN FUND BALANCE—BUDGET AND ACTUAL (BUDGET BASIS)
UNAUDITED
YEAR ENDED DECEMBER 31, 2005

	Final Revised Budget	Actual	Variance with Final Budget Positive (Negative)
REVENUES			
Charges for services	$ 20,000	18,459	(1,541)
Investment income	159	206	47
Total revenues	20,159	18,665	(1,494)
EXPENDITURES			
Supplies, services, and other charges	20,000	19,999	1
Total expenditures	20,000	19,999	1
REVENUES OVER (UNDER) EXPENDITURES	$ 159	(1,334)	(1,493)
FUND BALANCE (GAAP), beginning of year		1,541	
FUND BALANCE (GAAP), end of year		$ 207	

See accompanying independent auditors' report.

BOONE COUNTY, MISSOURI

PROSECUTING ATTORNEY BAD CHECK COLLECTION FUND—NONMAJOR FUND
SCHEDULE OF REVENUES, EXPENDITURES, AND
CHANGES IN FUND BALANCE—BUDGET AND ACTUAL (BUDGET BASIS)
UNAUDITED
YEAR ENDED DECEMBER 31, 2005

	Final Revised Budget	Actual	Variance with Final Budget Positive (Negative)
REVENUES			
Charges for services	$ 123,000	121,249	(1,751)
Investment income	237	1,175	938
Miscellaneous	125	157	32
Total revenues	123,362	122,581	(781)
EXPENDITURES			
Personal services	113,115	106,916	6,199
Supplies, services, and other charges	8,892	6,765	2,127
Total expenditures	122,007	113,681	8,326
REVENUES OVER (UNDER) EXPENDITURES	$ 1,355	8,900	7,545
FUND BALANCE (GAAP), beginning of year		31,021	
Less encumbrances, beginning of year		(313)	
FUND BALANCE (GAAP), end of year		$ 39,608	

See accompanying independent auditors' report.

BOONE COUNTY, MISSOURI

PROSECUTING ATTORNEY FORFEITURE FUND—NONMAJOR FUND
SCHEDULE OF REVENUES, EXPENDITURES, AND
CHANGES IN FUND BALANCE—BUDGET AND ACTUAL (BUDGET BASIS)
UNAUDITED
YEAR ENDED DECEMBER 31, 2005

	Final Revised Budget	Actual	Variance with Final Budget Positive (Negative)
REVENUES			
Investment income	$ 183	468	285
Total revenues	183	468	285
EXPENDITURES			
Supplies, services, and other charges	15,650	1,621	14,029
Total expenditures	15,650	1,621	14,029
REVENUES OVER (UNDER) EXPENDITURES	$ (15,467)	(1,153)	14,314
FUND BALANCE (GAAP), beginning of year		17,072	
FUND BALANCE (GAAP), end of year		$ 15,919	

See accompanying independent auditors' report.

BOONE COUNTY, MISSOURI

RECORD PRESERVATION FUND—NONMAJOR FUND
SCHEDULE OF REVENUES, EXPENDITURES, AND
CHANGES IN FUND BALANCE—BUDGET AND ACTUAL (BUDGET BASIS)
UNAUDITED
YEAR ENDED DECEMBER 31, 2005

	Final Revised Budget	Actual	Variance with Final Budget Positive (Negative)
REVENUES			
Charges for services	$ 117,500	139,178	21,678
Investment income	2,300	10,820	8,520
Total revenues	119,800	149,998	30,198
EXPENDITURES			
Supplies, services, and other charges	394,791	125,163	269,628
Capital outlay	16,589	6,264	10,325
Total expenditures	411,380	131,427	279,953
REVENUES OVER (UNDER) EXPENDITURES	$ (291,580)	18,571	310,151
FUND BALANCE (GAAP), beginning of year		340,223	
FUND BALANCE (GAAP), end of year		$ 358,794	

See accompanying independent auditors' report.

BOONE COUNTY, MISSOURI

FAMILY SERVICES & JUSTICE FUND—NONMAJOR FUND
SCHEDULE OF REVENUES, EXPENDITURES, AND
CHANGES IN FUND BALANCE—BUDGET AND ACTUAL (BUDGET BASIS)
UNAUDITED
YEAR ENDED DECEMBER 31, 2005

	Final Revised Budget	Actual	Variance with Final Budget Positive (Negative)
REVENUES			
Intergovernmental	$ 28,000	27,290	(710)
Charges for services	85,000	89,387	4,387
Investment income	1,400	2,472	1,072
Miscellaneous:			
Other	1,500	2,055	555
Total revenues	115,900	121,204	5,304
EXPENDITURES			
Supplies, services, and other charges	125,985	125,942	43
Total expenditures	125,985	125,942	43
REVENUES OVER (UNDER) EXPENDITURES	$ (10,085)	(4,738)	5,347
FUND BALANCE (GAAP), beginning of year		73,195	
FUND BALANCE (GAAP), end of year		$ 68,457	

See accompanying independent auditors' report.

BOONE COUNTY, MISSOURI

CIRCUIT DRUG COURT FUND—NONMAJOR FUND
SCHEDULE OF REVENUES, EXPENDITURES, AND
CHANGES IN FUND BALANCE—BUDGET AND ACTUAL (BUDGET BASIS)
UNAUDITED
YEAR ENDED DECEMBER 31, 2005

	Final Revised Budget	Actual	Variance with Final Budget Positive (Negative)
REVENUES			
Charges for services	$ 19,000	19,412	412
Investment income	525	1,908	1,383
Total revenues	19,525	21,320	1,795
EXPENDITURES			
Supplies, services, and other charges	13,670	7,861	5,809
Capital outlay	800	394	406
Total expenditures	14,470	8,255	6,215
REVENUES OVER (UNDER) EXPENDITURES	$ 5,055	13,065	8,010
FUND BALANCE (GAAP), beginning of year		58,234	
FUND BALANCE (GAAP), end of year		$ 71,299	

See accompanying independent auditors' report.

BOONE COUNTY, MISSOURI

ADMINISTRATION OF JUSTICE FUND—NONMAJOR FUND
SCHEDULE OF REVENUES, EXPENDITURES, AND
CHANGES IN FUND BALANCE—BUDGET AND ACTUAL (BUDGET BASIS)
UNAUDITED
YEAR ENDED DECEMBER 31, 2005

	Final Revised Budget	Actual	Variance with Final Budget Positive (Negative)
REVENUES			
Charges for services	$ 12,000	20,612	8,612
Investment income	100	764	664
Total revenues	12,100	21,376	9,276
EXPENDITURES			
Supplies, services, and other charges	7,500	613	6,887
Capital outlay	250	-	250
Total expenditures	7,750	613	7,137
REVENUES OVER (UNDER) EXPENDITURES	$ 4,350	20,763	16,413
FUND BALANCE (GAAP), beginning of year		16,208	
FUND BALANCE (GAAP), end of year		$ 36,971	

See accompanying independent auditors' report.

BOONE COUNTY, MISSOURI

NEIGHBORHOOD IMPROVEMENT DISTRICTS FUND—NONMAJOR FUND
SCHEDULE OF REVENUES, EXPENDITURES, AND
CHANGES IN FUND BALANCE—BUDGET AND ACTUAL (BUDGET BASIS)
UNAUDITED
YEAR ENDED DECEMBER 31, 2005

	Final Revised Budget	Actual	Variance with Final Budget Positive (Negative)
REVENUES			
Assessments	$ 32,402	49,073	16,671
Investments	63	1,231	1,168
Total revenues	32,465	50,304	17,839
EXPENDITURES			
Other services and charges	2,281,568	139,286	2,142,282
Total expenditures	2,281,568	139,286	2,142,282
REVENUES OVER (UNDER) EXPENDITURES	(2,249,103)	(88,982)	2,160,121
REVENUES AND OTHER FINANCING SOURCES OVER (UNDER) EXPENDITURES AND OTHER USES	$ (2,249,103)	(88,982)	2,160,121
FUND BALANCE (DEFICIT) (GAAP), beginning of year		(119,661)	
FUND BALANCE (DEFICIT) (GAAP), end of year		$ (208,643)	

See accompanying independent auditors' report.

BOONE COUNTY, MISSOURI

LAW LIBRARY FUND—NONMAJOR FUND
SCHEDULE OF REVENUES, EXPENDITURES, AND
CHANGES IN FUND BALANCE—BUDGET AND ACTUAL (BUDGET BASIS)
UNAUDITED
YEAR ENDED DECEMBER 31, 2005

	Final Revised Budget	Actual	Variance with Final Budget Positive (Negative)
REVENUES			
Fines and forfeitures	$ 27,500	27,846	346
Investment income	1,400	1,876	476
Miscellaneous	50	190	140
Total revenues	28,950	29,912	962
EXPENDITURES			
Supplies, services, and other charges	26,500	26,431	69
Total expenditures	26,500	26,431	69
REVENUES OVER (UNDER) EXPENDITURES	$ 2,450	3,481	1,031
FUND BALANCE (GAAP), beginning of year		53,543	
FUND BALANCE (GAAP), end of year		$ 57,024	

See accompanying independent auditors' report.

BOONE COUNTY, MISSOURI

DEBT SERVICE FUNDS

Debt Service Funds account for resources used for the payments of principal, interest, and other expenditures on long-term general and special obligation debt.

Debt Service Reserve Fund—To hold in trust the moneys required as a reserve for the 2003 Special Obligation Refunding and Improvement Bonds issued in the amount of $5,240,000. These bonds were issued in 2003 to refund the Series 1993 Special Obligation Administration Building Bonds, for which the debt service reserve fund previously held moneys in trust. Financing for the bond issue is obtained through an annual appropriation for rental payments from the County. Payments of principal are required annually and interest payments required semi-annually until 2018. The moneys in this fund will be used to make the final payments on the bonds.

Series 2005 Special Obligation Bond—Taxable—To hold in trust the moneys required as a reserve for the bonds and to accumulate moneys for payment of the principal and interest on $2,005,000 taxable special obligation bonds issued in 2005 for the purchase of land and buildings. Financing for the annual debt service requirements is primarily obtained through revenues received from lease of the land and buildings. Interest-only payments are required through 2007 with principal and interest payments required 2008 through 2014 followed by a final balloon payment in 2015.

Series 1994 Neighborhood Improvement District Bond Fund—Road—To accumulate moneys for payment of the principal and interest on $255,000 general obligation neighborhood improvement bonds issued in 1994. Financing is obtained through fees paid by property owners within the neighborhood improvement district. Principal payments are required annually and interest payments are required semi-annually until 2005. The fees in excess of actual requirements are legally restricted to servicing this debt.

Series 1996 Neighborhood Improvement District Bond Fund—Road—To accumulate moneys for payment of the principal and interest on $300,000 general obligation neighborhood improvement bonds issued in 1996. Financing is obtained through fees paid by property owners within the neighborhood improvement district. Principal payments are required annually and interest payments are required semi-annually until 2006. The fees in excess of actual requirements are legally restricted to servicing this debt.

Series 1998 Neighborhood Improvement District Bond Fund—Road—To accumulate moneys for payment of the principal and interest on $355,000 general obligation neighborhood improvement bonds issued in 1998. Financing is obtained through fees paid by property owners within the neighborhood improvement district. Principal payments are required annually and interest payments are required semi-annually until 2008. The fees in excess of actual requirements are legally restricted to servicing this debt.

Series 2000A Neighborhood Improvement District Bond Fund—Sewer—To accumulate moneys for payment of the principal and interest on $280,000 general obligation neighborhood improvement bonds issued in 2000. Financing is obtained through fees paid by property owners within the neighborhood improvement district. Principal payments are required annually and interest payments are required semi-annually until 2010. The fees in excess of actual requirements are legally restricted to servicing this debt.

DEBT SERVICE FUNDS– Continued

Series 2000B Neighborhood Improvement District Bond Fund—Road—To accumulate moneys for payment of the principal and interest on $184,000 general obligation neighborhood improvement bonds issued in 2000. Financing is obtained through fees paid by property owners within the neighborhood improvement district. Principal payments are required annually and interest payments are required semi-annually until 2010. The fees in excess of actual requirements are legally restricted to servicing this debt.

Series 2001 Neighborhood Improvement District Bond Fund—Road—To accumulate moneys for payment of the principal and interest on $305,000 general obligation neighborhood improvement bonds issued in 2001. Financing is obtained through fees paid by property owners within the neighborhood improvement district. Principal payments are required annually and interest payments are required semi-annually until 2012. The fees in excess of actual requirements are legally restricted to servicing this debt.

BOONE COUNTY, MISSOURI

COMBINING BALANCE SHEET
NONMAJOR DEBT SERVICE FUNDS
DECEMBER 31, 2005

ASSETS	Debt Service Reserve	Series 2005 Special Obligation Bond—Taxable	Series 1994 Neighborhood Improvement District Bond—Road	Series 1996 Neighborhood Improvement District Bond—Road	Series 1998 Neighborhood Improvement District Bond—Road	Series 2000A Neighborhood Improvement District Bond—Sewer	Series 2000B Neighborhood Improvement District Bond—Road	Series 2001 Neighborhood Improvement District Bond—Road	Total Nonmajor Debt Service Funds
Investments	$ -	62,334	45,191	22,168	49,342	63,074	26,944	111,924	380,977
Accrued interest	-	100	127	19	86	107	48	241	728
Accounts receivable	-	12,280	-	-	-	-	-	-	12,280
Assessments receivable	-	-	-	8,130	75,165	118,732	89,604	155,454	447,085
Restricted assets:									
Cash and cash equivalents	524,000	203,959	-	-	-	-	-	-	727,959
Total assets	524,000	278,673	45,318	30,317	124,593	181,913	116,596	267,619	1,569,029
LIABILITIES AND FUND BALANCES									
Liabilities:									
Deferred revenue	-	18,236	-	-	61,260	113,820	80,490	139,846	413,652
Total liabilites	-	18,236	-	-	61,260	113,820	80,490	139,846	413,652
Fund balances:									
Reserved for debt service	524,000	260,437	45,318	30,317	63,333	68,093	36,106	127,773	1,155,377
Total fund balances	524,000	260,437	45,318	30,317	63,333	68,093	36,106	127,773	1,155,377
Total liabilites and fund balances	$ 524,000	278,673	45,318	30,317	124,593	181,913	116,596	267,619	1,569,029

See accompanying independent auditors' report.

BOONE COUNTY, MISSOURI

COMBINING STATEMENT OF REVENUES, EXPENDITURES, AND CHANGES IN FUND BALANCES
NONMAJOR DEBT SERVICE FUNDS
YEAR ENDED DECEMBER 31, 2005

	Debt Service Reserve	Series 2005 Special Obligation Bond—Taxable	Series 1994 Neighborhood Improvement District Bond—Road	Series 1996 Neighborhood Improvement District Bond—Road	Series 1998 Neighborhood Improvement District Bond—Road	Series 2000A Neighborhood Improvement District Bond—Sewer	Series 2000B Neighborhood Improvement District Bond—Road	Series 2001 Neighborhood Improvement District Bond—Road	Total Nonmajor Debt Service Funds
REVENUES									
Assessments	$ -	-	1,748	23,873	38,533	33,067	25,166	54,617	177,004
Investment income	-	4,142	1,381	197	977	1,198	601	2,631	11,127
Miscellaneous:									
Other	-	87,019	-	-	-	-	-	-	87,019
Total revenues	-	91,161	3,129	24,070	39,510	34,265	25,767	57,248	275,150
EXPENDITURES									
Principal retirement	-	-	35,000	15,000	35,000	25,000	18,000	27,000	155,000
Interest and fiscal charges	-	31,224	1,203	1,410	6,570	9,398	6,146	9,229	65,180
Total expenditures	-	31,224	36,203	16,410	41,570	34,398	24,146	36,229	220,180
REVENUES OVER (UNDER) EXPENDITURES	-	59,937	(33,074)	7,660	(2,060)	(133)	1,621	21,019	54,970
OTHER FINANCING SOURCES (USES)									
Proceeds of long-term debt	-	200,500	-	-	-	-	-	-	200,500
Total other financing sources (uses)	-	200,500	-	-	-	-	-	-	200,500
NET CHANGE IN FUND BALANCE	-	260,437	(33,074)	7,660	(2,060)	(133)	1,621	21,019	255,470
FUND BALANCES, beginning of year	524,000	-	78,392	22,657	65,393	68,226	34,485	106,754	899,907
FUND BALANCES, end of year	$ 524,000	260,437	45,318	30,317	63,333	68,093	36,106	127,773	1,155,377

See accompanying independent auditors' report.

BOONE COUNTY, MISSOURI

SERIES 2005 SPECIAL OBLIGATION BOND FUND—TAXABLE—NONMAJOR FUND
SCHEDULE OF REVENUES, EXPENDITURES, AND
CHANGES IN FUND BALANCE—BUDGET AND ACTUAL (BUDGET BASIS)
UNAUDITED
YEAR ENDED DECEMBER 31, 2005

	Final Revised Budget	Actual	Variance with Final Budget Positive (Negative)
REVENUES			
Investment income	$ -	4,142	4,142
Miscellaneous:			
Other	80,595	87,019	6,424
Total revenues	80,595	91,161	10,566
EXPENDITURES			
Interest and fiscal charges	30,480	31,224	(744)
Total expenditures	30,480	31,224	(744)
REVENUES OVER (UNDER) EXPENDITURES	50,115	59,937	9,822
OTHER FINANCING SOURCES (USES)			
Proceeds of long-term debt	200,500	200,500	-
Total other financing sources (uses)	200,500	200,500	-
NET CHANGE IN FUND BALANCE	$ 250,615	260,437	9,822
FUND BALANCE (GAAP), beginning of year		-	
FUND BALANCE (GAAP), end of year		$ 260,437	

See accompanying independent auditors' report.

BOONE COUNTY, MISSOURI

SERIES 1994 NEIGHBORHOOD IMPROVEMENT DISTRICT BOND FUND—ROAD—NONMAJOR FUND
SCHEDULE OF REVENUES, EXPENDITURES, AND
CHANGES IN FUND BALANCE—BUDGET AND ACTUAL (BUDGET BASIS)
UNAUDITED
YEAR ENDED DECEMBER 31, 2005

	Final Revised Budget	Actual	Variance with Final Budget Positive (Negative)
REVENUES			
Assessments	$ -	1,748	1,748
Investment income	1,050	1,381	331
Total revenues	1,050	3,129	2,079
EXPENDITURES			
Principal retirement	35,000	35,000	-
Interest and fiscal charges	2,033	1,203	830
Total expenditures	37,033	36,203	830
REVENUES OVER (UNDER) EXPENDITURES	$ (35,983)	(33,074)	2,909
FUND BALANCE (GAAP), beginning of year		78,392	
FUND BALANCE (GAAP), end of year		$ 45,318	

See accompanying independent auditors' report.

BOONE COUNTY, MISSOURI

SERIES 1996 NEIGHBORHOOD IMPROVEMENT DISTRICT BOND FUND—ROAD—NONMAJOR FUND
SCHEDULE OF REVENUES, EXPENDITURES, AND
CHANGES IN FUND BALANCE—BUDGET AND ACTUAL (BUDGET BASIS)
UNAUDITED
YEAR ENDED DECEMBER 31, 2005

	Final Revised Budget	Actual	Variance with Final Budget Positive (Negative)
REVENUES			
Assessments	$ 19,379	23,873	4,494
Investment income	55	197	142
Total revenues	19,434	24,070	4,636
EXPENDITURES			
Principal retirement	15,000	15,000	-
Interest and fiscal charges	1,640	1,410	230
Total expenditures	16,640	16,410	230
REVENUES OVER (UNDER) EXPENDITURES	$ 2,794	7,660	4,866
FUND BALANCE (GAAP), beginning of year		22,657	
FUND BALANCE (GAAP), end of year		$ 30,317	

See accompanying independent auditors' report.

BOONE COUNTY, MISSOURI

SERIES 1998 NEIGHBORHOOD IMPROVEMENT DISTRICT BOND FUND—ROAD—NONMAJOR FUND
SCHEDULE OF REVENUES, EXPENDITURES, AND
CHANGES IN FUND BALANCE—BUDGET AND ACTUAL (BUDGET BASIS)
UNAUDITED
YEAR ENDED DECEMBER 31, 2005

	Final Revised Budget	Actual	Variance with Final Budget Positive (Negative)
REVENUES			
Assessments	$ 37,390	38,533	1,143
Investment income	400	977	577
Total revenues	37,790	39,510	1,720
EXPENDITURES			
Principal retirement	35,000	35,000	-
Interest and fiscal charges	6,756	6,570	186
Total expenditures	41,756	41,570	186
REVENUES OVER (UNDER) EXPENDITURES	$ (3,966)	(2,060)	1,906
FUND BALANCE (GAAP), beginning of year		65,393	
FUND BALANCE (GAAP), end of year		$ 63,333	

See accompanying independent auditors' report.

BOONE COUNTY, MISSOURI

SERIES 2000A NEIGHBORHOOD IMPROVEMENT DISTRICT BOND FUND—SEWER—NONMAJOR FUND
SCHEDULE OF REVENUES, EXPENDITURES, AND
CHANGES IN FUND BALANCE—BUDGET AND ACTUAL (BUDGET BASIS)
UNAUDITED
YEAR ENDED DECEMBER 31, 2005

	Final Revised Budget	Actual	Variance with Final Budget Positive (Negative)
REVENUES			
Assessments	$ 29,743	33,067	3,324
Investment income	550	1,198	648
Total revenues	30,293	34,265	3,972
EXPENDITURES			
Principal retirement	25,000	25,000	-
Interest and fiscal charges	9,545	9,398	147
Total expenditures	34,545	34,398	147
REVENUES OVER (UNDER) EXPENDITURES	$ (4,252)	(133)	4,119
FUND BALANCE (GAAP), beginning of year		68,226	
FUND BALANCE (GAAP), end of year		$ 68,093	

See accompanying independent auditors' report.

BOONE COUNTY, MISSOURI

SERIES 2000B NEIGHBORHOOD IMPROVEMENT DISTRICT BOND FUND—ROAD—NONMAJOR FUND
SCHEDULE OF REVENUES, EXPENDITURES, AND
CHANGES IN FUND BALANCE—BUDGET AND ACTUAL (BUDGET BASIS)
UNAUDITED
YEAR ENDED DECEMBER 31, 2005

	Final Revised Budget	Actual	Variance with Final Budget Positive (Negative)
REVENUES			
Assessments	$ 22,318	25,166	2,848
Investment income	210	601	391
Total revenues	22,528	25,767	3,239
EXPENDITURES			
Principal retirement	18,000	18,000	-
Interest and fiscal charges	6,376	6,146	230
Total expenditures	24,376	24,146	230
REVENUES OVER (UNDER) EXPENDITURES	$ (1,848)	1,621	3,469
FUND BALANCE (GAAP), beginning of year		34,485	
FUND BALANCE (GAAP), end of year		$ 36,106	

See accompanying independent auditors' report.

BOONE COUNTY, MISSOURI

SERIES 2001 NEIGHBORHOOD IMPROVEMENT DISTRICT BOND FUND—ROAD—NONMAJOR FUND
SCHEDULE OF REVENUES, EXPENDITURES, AND
CHANGES IN FUND BALANCE—BUDGET AND ACTUAL (BUDGET BASIS)
UNAUDITED
YEAR ENDED DECEMBER 31, 2005

	Final Revised Budget	Actual	Variance with Final Budget Positive (Negative)
REVENUES			
Assessments	$ 30,541	54,617	24,076
Investment income	1,050	2,631	1,581
Total revenues	31,591	57,248	25,657
EXPENDITURES			
Principal retirement	27,000	27,000	-
Interest and fiscal charges	9,468	9,229	239
Total expenditures	36,468	36,229	239
REVENUES OVER (UNDER) EXPENDITURES	$ (4,877)	21,019	25,896
FUND BALANCE (GAAP), beginning of year		106,754	
FUND BALANCE (GAAP), end of year		$ 127,773	

See accompanying independent auditors' report.

BOONE COUNTY, MISSOURI

CAPITAL PROJECTS FUNDS

The Capital Projects Funds account for the receipt and disbursement of resources for the purpose of constructing or buying major capital assets.

Courthouse Expansion Fund—To account for the resources used in the planning and building of renovations to the Boone County Courthouse.

Government Center/Johnson Building Construction—To account for the resources used in the planning, renovating, and expanding of the Government Center and/or Johnson Building.

Juvenile Justice Center Expansion—To account for the resources used in the planning, renovating, and expanding of the Juvenile Justice Center. This fund was closed-out in 2005.

City/County Health Facility—To account for the resources used in the planning, renovating, and expanding of the City/County Health Facility.

General Capital Fund—To account for other miscellaneous capital projects of the County.

BOONE COUNTY, MISSOURI

COMBINING BALANCE SHEET
NONMAJOR CAPITAL PROJECT FUNDS
DECEMBER 31, 2005

	Courthouse Expansion	Government Center/ Johnson Bldg Construction	Juvenile Justice Center Expansion	City/County Health Facility	General Capital	Total Nonmajor Capital Project Funds
ASSETS						
Investments	$ 13,338	84,682	-	193,689	-	291,709
Accrued interest	54	241	-	71	-	366
Restricted assets:						
Cash and cash equivalents	-	588,536	-	257,123	-	845,659
Total assets	13,392	673,459	-	450,883	-	1,137,734
LIABILITIES AND FUND BALANCES						
Liabilities:						
Accounts payable	2,305	-	-	32,874	-	35,179
Total liabilities	2,305	-	-	32,874	-	35,179
Fund balances:						
Reserved for capital projects	-	588,536	-	244,873	-	833,409
Undesignated	11,087	84,923	-	173,136	-	269,146
Total fund balances	11,087	673,459	-	418,009	-	1,102,555
Total liabilities and fund balances	$ 13,392	673,459	-	450,883	-	1,137,734

See accompanying independent auditors' report.

BOONE COUNTY, MISSOURI

COMBINING STATEMENT OF REVENUES, EXPENDITURES, AND CHANGES IN FUND BALANCES
NONMAJOR CAPITAL PROJECT FUNDS
YEAR ENDED DECEMBER 31, 2005

	Courthouse Expansion	Government Center/ Johnson Bldg Construction	Juvenile Justice Center Expansion	City/County Health Facility	General Capital	Total Nonmajor Capital Project Funds
REVENUES						
Investment income	$ 818	14,747	454	5,467	58	21,544
Total revenues	818	14,747	454	5,467	58	21,544
EXPENDITURES						
Capital outlay	19,711	-	656	26,165	2,050,000	2,096,532
Debt service:						
Interest and fiscal charges	-	-	-	1,043	54,558	55,601
Total expenditures	19,711	-	656	27,208	2,104,558	2,152,133
REVENUES OVER (UNDER) EXPENDITURES	(18,893)	14,747	(202)	(21,741)	(2,104,500)	(2,130,589)
OTHER FINANCING SOURCES (USES)						
Proceeds of long-term debt	-	-	-	-	1,804,500	1,804,500
Transfers in	20,728	82,573	-	-	300,000	403,301
Transfers out	-	(12,127)	(91,174)	-	-	(103,301)
Total other financing sources (uses)	20,728	70,446	(91,174)	-	2,104,500	2,104,500
REVENUES AND OTHER SOURCES OVER (UNDER) EXPENDITURES AND OTHER USES	1,835	85,193	(91,376)	(21,741)	-	(26,089)
FUND BALANCES, beginning of year	9,252	588,266	91,376	439,750	-	1,128,644
FUND BALANCES, end of year	$ 11,087	673,459	-	418,009	-	1,102,555

See accompanying independent auditors' report.

BOONE COUNTY, MISSOURI

COURTHOUSE EXPANSION FUND—NONMAJOR FUND
SCHEDULE OF REVENUES, EXPENDITURES, AND
CHANGES IN FUND BALANCE—BUDGET AND ACTUAL (BUDGET BASIS)
UNAUDITED
YEAR ENDED DECEMBER 31, 2005

	Final Revised Budget	Actual	Variance with Final Budget Positive (Negative)
REVENUES			
Investment income	$ -	818	818
Total revenues	-	818	818
EXPENDITURES			
Capital outlay	30,000	19,711	10,289
Total expenditures	30,000	19,711	10,289
REVENUES OVER (UNDER) EXPENDITURES	(30,000)	(18,893)	11,107
OTHER FINANCING SOURCES (USES)			
Transfers in	20,729	20,728	(1)
REVENUES AND OTHER SOURCES OVER (UNDER) EXPENDITURES AND OTHER USES	$ (9,271)	1,835	11,106
FUND BALANCE (GAAP), beginning of year		9,252	
FUND BALANCE (GAAP), end of year		$ 11,087	

See accompanying independent auditors' report.

BOONE COUNTY, MISSOURI

GOVERNMENT CENTER/JOHNSON BUILDING CONSTRUCTION FUND—NONMAJOR FUND
SCHEDULE OF REVENUES, EXPENDITURES, AND
CHANGES IN FUND BALANCE—BUDGET AND ACTUAL (BUDGET BASIS)
UNAUDITED
YEAR ENDED DECEMBER 31, 2005

	Final Revised Budget	Actual	Variance with Final Budget Positive (Negative)
REVENUES			
Investment income	$ -	14,747	14,747
Total revenues	-	14,747	14,747
EXPENDITURES			
Capital outlay	115,000	-	115,000
Total expenditures	115,000	-	115,000
REVENUES OVER (UNDER) EXPENDITURES	(115,000)	14,747	129,747
OTHER FINANCING SOURCES (USES)			
Transfers in	82,574	82,573	(1)
Transfers out	(12,127)	(12,127)	-
Total other financing sources (uses)	70,447	70,446	(1)
REVENUES AND OTHER SOURCES OVER (UNDER) EXPENDITURES AND OTHER USES	$ (44,553)	85,193	129,746
FUND BALANCE (GAAP), beginning of year		588,266	
FUND BALANCE (GAAP), end of year		$ 673,459	

See accompanying independent auditors' report.

BOONE COUNTY, MISSOURI

JUVENILE JUSTICE CENTER EXPANSION FUND—NONMAJOR FUND
SCHEDULE OF REVENUES, EXPENDITURES, AND
CHANGES IN FUND BALANCE—BUDGET AND ACTUAL (BUDGET BASIS)
UNAUDITED
YEAR ENDED DECEMBER 31, 2005

	Final Revised Budget	Actual	Variance with Final Budget Positive (Negative)
REVENUES			
Investment income	$ -	454	454
Total revenues	-	454	454
EXPENDITURES	-	-	-
Total expenditures	-	-	-
REVENUES OVER (UNDER) EXPENDITURES	-	454	454
OTHER FINANCING SOURCES (USES)			
Transfers out	(91,176)	(91,174)	(2)
REVENUES AND OTHER SOURCES OVER (UNDER) EXPENDITURES AND OTHER USES	$ (91,176)	(90,720)	456
FUND BALANCE (GAAP), beginning of year		91,376	
Less encumbrances, beginning of year		(656)	
FUND BALANCE (GAAP), end of year		$ -	

See accompanying independent auditors' report.

BOONE COUNTY, MISSOURI

CITY/COUNTY HEALTH FACILITY—NONMAJOR FUND
SCHEDULE OF REVENUES, EXPENDITURES, AND
CHANGES IN FUND BALANCE—BUDGET AND ACTUAL (BUDGET BASIS)
UNAUDITED
YEAR ENDED DECEMBER 31, 2005

	Final Revised Budget	Actual	Variance with Final Budget Positive (Negative)
REVENUES			
Investment income	$ -	5,467	5,467
Total revenues	-	5,467	5,467
EXPENDITURES			
Capital outlay	-	3,458	(3,458)
Debt service:			
Interest and fiscal charges	-	1,043	(1,043)
Total expenditures	-	4,501	(4,501)
REVENUES OVER (UNDER) EXPENDITURES	$ -	966	966
FUND BALANCE (GAAP), beginning of year		439,750	
Less encumbrances, beginning of year		(22,707)	
FUND BALANCE (GAAP), end of year		$ 418,009	

See accompanying independent auditors' report.

BOONE COUNTY, MISSOURI

GENERAL CAPITAL FUND—NONMAJOR FUND
SCHEDULE OF REVENUES, EXPENDITURES, AND
CHANGES IN FUND BALANCE—BUDGET AND ACTUAL (BUDGET BASIS)
UNAUDITED
YEAR ENDED DECEMBER 31, 2005

	Final Revised Budget	Actual	Variance with Final Budget Positive (Negative)
REVENUES			
Investment income	$ -	58	58
Total revenues	-	58	58
EXPENDITURES			
Capital outlay	2,050,000	2,050,000	-
Debt service:			
Interest and fiscal charges	54,500	54,558	(58)
Total expenditures	2,104,500	2,104,558	(58)
REVENUES OVER (UNDER) EXPENDITURES	(2,104,500)	(2,104,500)	-
OTHER FINANCING SOURCES (USES)			
Proceeds of long-term debt	1,804,500	1,804,500	-
Transfers in	300,000	300,000	-
Total other financing sources (uses)	2,104,500	2,104,500	-
REVENUES AND OTHER SOURCES OVER (UNDER) EXPENDITURES AND OTHER USES	$ -	-	-
FUND BALANCE (GAAP), beginning of year		-	
FUND BALANCE (GAAP), end of year		$ -	

See accompanying independent auditors' report.

BOONE COUNTY, MISSOURI

INTERNAL SERVICE FUNDS

Internal service funds are used to account for the financing of goods or services provided by one department or agency to other departments or agencies of the government and to other government units on a cost reimbursement basis.

Self-insured Health Plan Fund—Accounts for operations of the self-insured health plan for County employees.

Self-insured Dental Plan Fund—Accounts for operations of the self-insured dental plan for County employees.

Self-insured Workers' Compensation Fund—Accounts for operations of the self-insured workers' compensation plan for County Employees.

Facilities and Grounds Fund—Accounts for the operations of the Facilities Maintenance and Housekeeping Departments. Operating revenues are derived from all internal service charges to County departments based on square footage occupied.

Building and Grounds Capital Repair and Replacement Fund—Provides for the accumulation of resources to be used for major repairs and replacements for County-owned buildings. The resources are derived from an annual internal service charge to departments based on square footage occupied.

Utilities Fund—Accounts for building utilities for the Government Center, the Johnson Building, the Courthouse, and the County-owned space in the Centralia Clinic.

BOONE COUNTY, MISSOURI

COMBINING STATEMENT OF NET ASSETS
INTERNAL SERVICE FUNDS
DECEMBER 31, 2005

	Self-Insured Health Plan	Self-Insured Dental Plan	Self-Insured Workers' Comp	Facilities and Grounds	Bldg/Grnd Capital R & R	Utilities	Total
ASSETS							
Current assets:							
Investments	$ 1,171,077	54,339	307,033	246,160	896,348	128,447	2,803,404
Accrued interest	4,207	234	866	913	2,455	506	9,181
Accounts receivable	368	811	-		-	-	1,179
Due from other funds	715	-	-		-	-	715
Total current assets	1,176,367	55,384	307,899	247,073	898,803	128,953	2,814,479
Noncurrent assets:							
Capital assets, net	-	-	-	30,769	-	-	30,769
Total assets	1,176,367	55,384	307,899	277,842	898,803	128,953	2,845,248
LIABILITIES							
Current liabilities:							
Accounts payable	-	-	-	18,065	-	15,231	33,296
Wages payable	-	-	-	7,906	-	-	7,906
Compensated absences	-	-	-	15,304	-	-	15,304
Accrued liabilities	-	-	-	880	-	-	880
Estimated liability for claims incurred but not paid	138,083	6,280	207,329	-	-	-	351,692
Due to other funds	-	-	-		-	-	-
Total liabilities	138,083	6,280	207,329	42,155	-	15,231	409,078
NET ASSETS							
Invested in capital assets, net of related debt	-	-	-	30,769	-	-	30,769
Unrestricted	1,038,284	49,104	100,570	204,918	898,803	113,722	2,405,401
Total net assets	$ 1,038,284	49,104	100,570	235,687	898,803	113,722	2,436,170

See accompanying independent auditors' report.

BOONE COUNTY, MISSOURI

COMBINING STATEMENT OF REVENUES, EXPENSES, AND
CHANGES IN FUND NET ASSETS—INTERNAL SERVICE FUNDS
YEAR ENDED DECEMBER 31, 2005

	Self-Insured Health Plan	Self-Insured Dental Plan	Self-Insured Workers' Comp	Facilities and Grounds	Bldg/Grnd Capital R & R	Utilities	Total
OPERATING REVENUES							
Charges for services	$ 2,187,027	169,183	487,372	941,600	155,600	297,884	4,238,666
Miscellaneous	-	-	-	-	-	-	-
Total operating revenues	2,187,027	169,183	487,372	941,600	155,600	297,884	4,238,666
OPERATING EXPENSES							
Salaries and employee benefits	-	-	-	545,063	-	-	545,063
Claims expense	1,485,305	129,034	237,205	-	-	-	1,851,544
Insurance premiums	311,250	24,821	154,854	-	-	-	490,925
Supplies, services, and other charges	-	(811)	-	361,241	-	296,871	657,301
Depreciation	-	-	-	1,122	-	-	1,122
Total operating expenses	1,796,555	153,044	392,059	907,426	-	296,871	3,545,955
Operating income (loss)	390,472	16,139	95,313	34,174	155,600	1,013	692,711
NONOPERATING REVENUES (EXPENSES)							
Investment income	49,678	2,880	5,257	8,684	24,358	5,534	96,391
Gain (loss) on sale of capital assets	-	-	-	(458)	-	-	(458)
Total nonoperating revenues (expenses)	49,678	2,880	5,257	8,226	24,358	5,534	95,933
Change in net assets	440,150	19,019	100,570	42,400	179,958	6,547	788,644
NET ASSETS, beginning of year	598,134	30,085	-	193,287	718,845	107,175	1,647,526
NET ASSETS, end of year	$ 1,038,284	49,104	100,570	235,687	898,803	113,722	2,436,170

See accompanying independent auditors' report.

BOONE COUNTY, MISSOURI

COMBINING STATEMENT OF CASH FLOWS
INTERNAL SERVICE FUNDS
YEAR ENDED DECEMBER 31, 2005

	Self-Insured Health Plan	Self-Insured Dental Plan	Self-Insured Workers' Comp	Facilities and Grounds	Bldg/Grnd Capital R & R	Utilities	Total
CASH FLOWS FROM OPERATING ACTIVITIES							
Receipts from customers	$ 2,187,198	168,394	487,372	941,600	155,600	297,884	4,238,048
Other operating cash receipts	-	-	-	-	-	-	-
Payments to employees	-	-	-	(542,731)	-	-	(542,731)
Payments to suppliers for goods and services	(1,773,702)	(152,761)	(184,730)	(360,879)	-	(286,482)	(2,758,554)
Net cash provided by (used in) operating activities	413,496	15,633	302,642	37,990	155,600	11,402	936,763
CASH FLOWS FROM NONCAPITAL FINANCING ACTIVITIES							
Advance from (to) other funds	(2,697)	(211)	-	(9,398)	-	-	(12,306)
Net cash provided by (used in) noncapital financing activities	(2,697)	(211)	-	(9,398)	-	-	(12,306)
CASH FLOWS FROM CAPITAL AND RELATED FINANCING ACTIVITIES							
Purchases of capital assets	-	-	-	(12,875)	-	-	(12,875)
Net cash provided by (used in) capital and related financing activities	-	-	-	(12,875)	-	-	(12,875)
CASH FLOWS FROM INVESTING ACTIVITIES							
Proceeds from sales and maturities of investments	1,820,397	155,215	216,937	934,879	10,314	289,297	3,427,039
Purchase of investments	(2,277,764)	(173,351)	(523,970)	(958,676)	(188,609)	(305,908)	(4,428,278)
Interest	46,568	2,714	4,391	8,080	22,695	5,209	89,657
Net cash provided by (used in) investing activities	(410,799)	(15,422)	(302,642)	(15,717)	(155,600)	(11,402)	(911,582)
Net increase (decrease) in cash and cash equivalents	-	-	-	-	-	-	-
Cash and cash equivalents, beginning of year	-	-	-	-	-	-	-
Cash and cash equivalents, end of year	-	-	-	-	-	-	-
Reconciliation of operating income (loss) to net cash provided by (used in) operating activities:							
Depreciation	390,472	16,139	95,313	34,174	155,600	1,013	692,711
Change in assets and liabilities:	-	-	-	1,122	-	-	1,122
Decrease (increase) in receivables	171	(789)	-	-	-	-	(618)
Increase (decrease) in accounts payable	22,853	283	207,329	362	-	10,389	241,216
Increase (decrease) in wages payable	-	-	-	(474)	-	-	(474)
Increase (decrease) in accrued liabilities	-	-	-	-	-	-	-
Increase (decrease) in compensated absences	-	-	-	2,806	-	-	2,806
Net cash provided by (used in) operating activities	$ 413,496	15,633	302,642	37,990	155,600	11,402	936,763
Noncash investing, capital, and financing activities:							
Net appreciation (depreciation) in value of investments reported at fair value (not classified as cash equivalents)	6,857	208	1,367	2,068	5,634	365	16,499

See accompanying independent auditors' report.

BOONE COUNTY, MISSOURI

FIDUCIARY FUNDS

The **Private Purpose Trust Funds** are used to account for all other trust arrangements under which principal and income benefit individuals, private organizations, or other governments.

George Spencer Trust Fund—To account for interest earned on an initial principal deposit. Upon proper authorization, academic scholarships will be awarded from the interest earned.

Union Cemetery Trust Fund—To account for moneys held in trust by the County for the maintenance of the Union Cemetery.

Agency Funds account for moneys and properties held by the County as a trustee, custodian, or agent for individuals, for other governmental units, or for private organizations.

Special Taxing Districts Funds—To account for the moneys held on behalf of various taxing entities. Property taxes and other revenues billed and collected by the County on their behalf are recorded in a special taxing district fund. These moneys are invested by the County Treasurer and transferred to the entity upon request.

Fee Office Funds—To account for the collection and distribution of various fees, taxes, and other revenues.

Collector—To account for all property taxes collected in the County and the subsequent distribution to the various taxing entities.

Circuit Clerk—To account for all fees collected by the Circuit Clerk and the subsequent distribution of those fees to the State, County, or other entities.

Other Agency Funds:

County Public Schools Fund—To account for fines and forfeitures collected by the circuit court and remitted to all County schools once a year based on the percentage of enrollment in the County.

Criminal Costs Fund—To account for court costs of indigents reimbursed by the state to the County Treasurer. These moneys are then remitted to those parties originally incurring the costs.

Tax Sales Excess Fund—To account for excess proceeds from property sold by the County over the tax liability owed. These moneys must be kept for 20 years and, if not claimed, are then remitted to County schools.

Special Election Fund—To account for moneys collected from taxing entities for election costs and the disbursements made in regard to those elections. Any moneys collected in excess of costs are to be remitted back to the taxing entities.

Other Agency Funds (Continued):

Unclaimed Fees Fund—To account for old outstanding checks and unclaimed deposits maintained by the County Treasurer for one year after which time the moneys are transferred to the General Fund.

Sheriff's Inmate Fund—To account for moneys held by the County on behalf of inmates.

Boone County Cafeteria Plan Fund—To account for the moneys received and disbursed pursuant to the County's employee benefits cafeteria plan.

County Employee Retirement Fund—To account for the moneys collected and disbursed to the County Employee Retirement Fund (CERF). Pursuant to legislation enacted in August 1994, special fees are collected by various County offices and recorded in this fund, together with employee contributions. The moneys are subsequently transferred to the statewide fund, CERF, where they are invested. The plan is administered by a governing Board of Directors.

Boone County Juvenile Restitution Fund—To account for moneys collected from juveniles as restitution payments and the subsequent disbursement of those moneys to the rightful recipients.

Out of County Cash Bonds—To account for bond moneys collected at the Boone County Jail pertaining to other counties' outstanding warrants. The moneys are deposited with the Boone County Treasurer who then disperses the moneys to the appropriate jurisdiction.

Victim Restitution Fund—To account for restitution moneys collected from defendants prior to the disposition of their case.

Other Entity Funds—To account for the moneys held by the County Treasurer and invested on behalf of the following entities: Health Facility Condo Board; the Soil and Water District; the Boone Retirement Center; the Extension Council; the Callahan Watershed District; and the Industrial Development Authority.

BOONE COUNTY, MISSOURI

COMBINING STATEMENT OF FIDUCIARY NET ASSETS
PRIVATE-PURPOSE TRUST FUNDS
DECEMBER 31, 2005

	George Spencer Trust Fund	Union Cemetery Trust Fund	Total
ASSETS			
Current assets:			
Investments	$ 33,290	7,097	40,387
Interest receivable	93	20	113
Total assets	33,383	7,117	40,500
NET ASSETS			
Held in trust	33,383	7,117	40,500
Total net assets	$ 33,383	7,117	40,500

See accompanying independent auditors' report.

BOONE COUNTY, MISSOURI

COMBINING STATEMENT OF CHANGES IN FIDUCIARY NET ASSETS
PRIVATE-PURPOSE TRUST FUNDS
YEAR ENDED DECEMBER 31, 2005

	George Spencer Trust Fund	Union Cemetery Trust Fund	Total
ADDITIONS			
Contributions	$ -	101	101
Investment income	966	206	1,172
Total additions	966	307	1,273
DEDUCTIONS			
Scholarships	280	-	280
Total deductions	280	-	280
Change in net assets	686	307	993
NET ASSETS, beginning of year	32,697	6,810	39,507
NET ASSETS, end of year	$ 33,383	7,117	40,500

See accompanying independent auditors' report.

BOONE COUNTY, MISSOURI

COMBINING STATEMENT OF FIDUCIARY NET ASSETS
AGENCY FUNDS
DECEMBER 31, 2005

	Special Taxing Districts	Collector	Circuit Clerk	Other	Total
ASSETS					
Current assets:					
Cash and cash equivalents	$ -	14,338,769	504,920	7,309	14,850,998
Investments	5,522,198	72,950,587	307,542	1,167,747	79,948,074
Accrued interest	16,493	28,257	-	3,798	48,548
Accounts receivable	-	-	-	14,254	14,254
Property taxes receivable	-	20,374,758	-	-	20,374,758
Due from others	-	196,546	-	87,936	284,482
Total assets	5,538,691	107,888,917	812,462	1,281,044	115,521,114
LIABILITIES					
Accounts payable	-	159,952	-	3,292	163,244
Due to other political subdivisions	5,538,691	107,728,965	812,462	1,277,752	115,357,870
Total liabilities	$ 5,538,691	107,888,917	812,462	1,281,044	115,521,114

See accompanying independent auditors' report.

BOONE COUNTY, MISSOURI

COMBINING STATEMENT OF CHANGES IN ASSETS AND LIABILITIES
AGENCY FUNDS
YEAR ENDED DECEMBER 31, 2005

	Balance January 1, 2005	Additions	Deductions	Balance December 31, 2005
TOTALS ALL AGENCY FUNDS				
Assets:				
Cash and cash equivalents	$ 14,390,363	25,400,374	24,939,739	14,850,998
Investments	77,631,242	154,576,917	152,260,085	79,948,074
Accrued interest	24,396	212,505	188,353	48,548
Accounts receivable	12,389	14,254	12,389	14,254
Property taxes receivable	11,301,071	54,555,071	45,481,384	20,374,758
Due from others	661,389	1,235,908	1,612,815	284,482
Total assets	104,020,850	235,995,029	224,494,765	115,521,114
Liabilities:				
Accounts payable	117,990	88,247,632	88,202,378	163,244
Due to other political subdivisions	103,902,860	188,001,946	176,546,936	115,357,870
Total liabilities	$ 104,020,850	276,249,578	264,749,314	115,521,114

(Continued)

BOONE COUNTY, MISSOURI

COMBINING STATEMENT OF CHANGES IN ASSETS AND LIABILITIES
AGENCY FUNDS
YEAR ENDED DECEMBER 31, 2005
(Continued)

	Balance January 1, 2005	Additions	Deductions	Balance December 31, 2005
SPECIAL TAXING DISTRICTS				
Assets:				
Cash and cash equivalents	$ 19,640	4,164,920	4,184,560	-
Investments	6,470,280	10,699,251	11,647,333	5,522,198
Accrued interest	8,408	113,477	105,392	16,493
Total assets	6,498,328	14,977,648	15,937,285	5,538,691
Liabilities:				
Due to other political subdivisions	6,498,328	18,039,963	18,999,600	5,538,691
Total liabilities	6,498,328	18,039,963	18,999,600	5,538,691
FEE OFFICES—CIRCUIT CLERK				
Assets:				
Cash and cash equivalents	429,425	6,163,071	6,087,576	504,920
Investments	306,210	12,389	11,057	307,542
Total assets	735,635	6,175,460	6,098,633	812,462
Liabilities:				
Due to other political subdivisions	735,635	6,175,460	6,098,633	812,462
Total liabilities	$ 735,635	6,175,460	6,098,633	812,462

(Continued)

BOONE COUNTY, MISSOURI

COMBINING STATEMENT OF CHANGES IN ASSETS AND LIABILITIES
AGENCY FUNDS
YEAR ENDED DECEMBER 31, 2005
(Continued)

	Balance January 1, 2005	Additions	Deductions	Balance December 31, 2005
FEE OFFICES—COLLECTOR				
Assets:				
Cash and cash equivalents	$ 13,905,845	14,460,264	14,027,340	14,338,769
Investments	69,635,647	141,171,177	137,856,237	72,950,587
Accrued interest	14,613	79,148	65,504	28,257
Property taxes receivable	11,301,071	54,555,071	45,481,384	20,374,758
Due from others	595,931	1,147,972	1,547,357	196,546
Total assets	95,453,107	211,413,632	198,977,822	107,888,917
Liabilities:				
Accounts payable	82,781	87,407,582	87,330,411	159,952
Due to other political subdivisions	95,370,326	161,281,131	148,922,492	107,728,965
Total liabilities	$ 95,453,107	248,688,713	236,252,903	107,888,917

(Continued)

BOONE COUNTY, MISSOURI

COMBINING STATEMENT OF CHANGES IN ASSETS AND LIABILITIES
AGENCY FUNDS
YEAR ENDED DECEMBER 31, 2005
(Continued)

OTHER AGENCY FUNDS		Balance January 1, 2005	Additions	Deductions	Balance December 31, 2005
Assets:					
Cash and cash equivalents	$	35,453	612,119	640,263	7,309
Investments		1,219,105	2,694,100	2,745,458	1,167,747
Accrued interest		1,375	19,880	17,457	3,798
Accounts receivable		12,389	14,254	12,389	14,254
Due from others		65,458	87,936	65,458	87,936
Total assets		1,333,780	3,428,289	3,481,025	1,281,044
Liabilities:					
Accounts payable		35,209	840,050	871,967	3,292
Due to other political subdivisions		1,298,571	2,505,392	2,526,211	1,277,752
Total liabilities	$	1,333,780	3,345,442	3,398,178	1,281,044

See accompanying independent auditors' report.


COUNTY OF BOONE
MISSOURI

STATISTICAL SECTION
(unaudited)

This section of the comprehensive annual financial report presents detailed information as a context for understanding the financials statements, note disclosures, required supplementary information, and other supplementary information. This section is intended to aid the reader in drawing conclusions about the county's overall financial health.

Contents:

	Table
Financial Trends	
These schedules contain trend information to help the reader understand how the County's financial performance and well-being have changed over time:	
• Net Assets by Component	1
• Changes in Net Assets	2
• Fund Balances of Governmental Funds	3
• Changes in Fund Balances of Governmental Funds	4
Revenue Capacity	
These schedules contain information to help the reader assess the factors affecting the County's ability to generate its primary revenue source, sales tax:	
• Taxable Sales by Category	5
• Direct and Overlapping Sales Tax Rates	6
• Overlapping Sales Tax Rates—State, County, and Cities	7
Debt Capacity	
These schedules present information to help the reader assess the affordability of the County's current levels of outstanding debt and the County's ability to issue additional debt in the future:	
• Ratios of Outstanding Debt by Type	8
• Ratios of General Bonded Debt Outstanding	9
• Legal Debt Margin Information	10
• Pledged-Revenue Coverage	11
Demographic and Economic Information	
These schedules offer demographic and economic indicators to help the reader understand the environment within which the County's financial activities take place and to help make comparisons over time and with other governments:	
• Demographic and Economic Statistics	12
• Principal Employers	13
Operating Information	
These schedules contain information about the County's operations and resources to help the reader understand how the County's financial information relates to the services the County provides and the activities it performs:	
• Full-Time Equivalent County Employees by Function	14
• Operating Indicators by Function	15
• Capital Asset Statistics by Function	16

TABLE 1

BOONE COUNTY, MISSOURI

NET ASSETS BY COMPONENT
LAST THREE FISCAL YEARS
(accrual basis of accounting)

	Fiscal Year		
	2003	2004	2005
Governmental Activities			
Invested in capital assets, net of related debt	$ 33,367,459	38,159,971	39,783,056
Restricted	4,984,204	4,229,839	12,532,993
Unrestricted	15,127,814	15,667,246	11,547,276
Total governmental activities net assets	53,479,477	58,057,056	63,863,325
Total primary government net assets	$ 53,479,477	58,057,056	63,863,325

Note: The County does not operate business type activities. As a result, the amounts presented above for the governmental activities represent those for the primary government as a whole.

BOONE COUNTY, MISSOURI

CHANGES IN NET ASSETS
LAST THREE FISCAL YEARS
(accrual basis of accounting)

	Fiscal Year		
	2003	2004	2005
Expenses			
Governmental activities:			
Policy and administration	$ 6,024,342	6,776,220	6,520,149
Law enforcement and judicial	14,861,271	15,218,767	15,556,658
Environment, public buildings, and infrastructure	10,636,282	10,216,603	11,331,430
Community health and public services	1,197,204	1,112,171	1,232,866
Economic vitality	66,000	66,000	67,875
Beautification and recreation	27,291	36,819	39,842
Protective inspection	823,532	895,051	1,047,305
Interest and fiscal chargs	401,632	191,180	320,576
Total primary government expenses	34,037,554	34,512,811	36,116,701
Program Revenues			
Governmental activities:			
Charges for services:			
Policy and administration	3,513,267	3,461,172	3,588,425
Law enforcement and judicial	1,504,558	1,451,692	1,580,250
Environment, public buildings, and infrastructure	16,275	11,964	283,553
Protective inspection	255,236	267,983	319,135
Other	200	32,079	36,951
Operating grants and contributions:	4,248,591	4,138,405	4,079,444
Capital grants and contributions:	1,136,706	537,212	96,000
Total primary government program revenues	10,674,833	9,900,507	9,983,758
Net (Expense)/Revenue			
Total primary government net expense	(23,362,721)	(24,612,304)	(26,132,943)
General Revenues and Other Changes in Net Assets			
Governmental Activities:			
Property taxes	3,149,292	3,139,387	3,467,469
Sales Taxes	22,830,022	23,873,177	25,452,011
Franchise and other taxes	164,694	175,724	193,172
Investment revenue	220,320	256,721	660,643
Hospital lease revenue	1,404,518	1,430,923	1,477,571
Gain on sale of capital assets	116,848	20,554	255,692
Miscellaneous	438,407	293,397	432,654
Total general revenues- - primary government	28,324,101	29,189,883	31,939,212
Change in Net Assets - primary government	$ 4,961,380	4,577,579	5,806,269

Note: The County does not operate business type activities. As a result, the amounts presented above for the governmental activities represent those for the primary government as a whole.

TABLE 3

BOONE COUNTY, MISSOURI

FUND BALANCES OF GOVERNMENTAL FUNDS
LAST TEN FISCAL YEARS
(modified accrual basis of accounting)

	Fiscal Year									
Major Funds:	1996	1997	1998	1999	2000	2001	2002	2003	2004	2005
General Fund										
Reserved	$ 1,354,549	1,202,841	1,094,181	1,633,029	1,615,439	969,375	568,247	586,909	629,288	889,818
Unreserved										
Designated	1,426,574	774,720	701,564	701,564	689,898	1,556,306	1,823,525	1,823,525	2,123,525	2,200,000
Undesignated	3,443,729	5,099,517	4,872,920	5,162,306	5,913,616	5,899,798	6,886,105	7,728,966	6,392,552	7,559,716
Total General Fund	6,224,852	7,077,078	6,668,665	7,496,899	8,218,953	8,425,479	9,277,877	10,139,400	9,145,365	10,649,534
Road and Bridge Fund										
Reserved	1,998,850	75,737	1,189,567	1,734,942	1,754,587	1,156,319	960,643	1,098,592	2,198,921	2,411,516
Unreserved	1,834,247	4,871,178	3,615,432	1,616,789	1,289,582	1,680,221	2,347,735	2,633,790	2,966,534	4,089,014
Total Road and Bridge Fund	3,833,097	4,946,915	4,804,999	3,351,731	3,044,169	2,836,540	3,308,378	3,732,382	5,165,455	6,500,530
Law Enforcement Services Fund										
Reserved	-	-	-	-	-	-	-	262,895	28,005	34,051
Unreserved										
Designated								250,000	250,000	250,000
Undesignated	-	-	-	-	-	-	-	217,789	543,952	763,388
Total Law Enforcement Services Fund	-	-	-	-	-	-	-	730,684	821,957	1,047,439
Capital Project Fund										
Reserved	-	-	-	-	-	-	-	888,639	-	-
Unreserved	-	-	-	-	-	-	-	563,895	-	-
Total Capital Project Fund	-	-	-	-	-	-	-	1,452,534	-	-
Non Major Funds (all other governmental funds):										
Reserved	1,646,046	1,246,998	4,600,823	2,081,425	1,783,247	1,564,695	988,470	2,599,923	1,872,511	2,033,106
Unreserved, reported in:										
Special revenue funds	3,528,533	5,656,149	2,949,503	1,220,966	1,302,361	2,179,041	2,989,849	2,617,828	2,893,049	2,934,381
Debt service funds	-	-	-	-	-	-	-	-	-	-
Capital project funds	23,983	5,301	278,533	117,139	167,148	155,898	1,095,173	83,018	180,205	269,146
Total all non major governmental funds	$ 5,198,562	6,908,448	7,828,859	3,419,530	3,252,756	3,899,634	5,073,492	5,300,769	4,945,765	5,236,633
Total fund balance- all governmental funds comb	15,256,511	18,932,441	19,302,523	14,268,160	14,515,878	15,161,653	17,659,747	21,355,769	20,078,542	23,434,136

Note: The Law Enforcement Services Fund did not exist prior to FY 2003. The County reports captial project funds as major funds only in those years where the activity meets the requirement for presentation as a major fund.

BOONE COUNTY, MISSOURI

CHANGES IN FUND BALANCES OF GOVERNMENTAL FUNDS
LAST TEN FISCAL YEARS
(modified accrual basis of accounting)

	Fiscal Year									
	1996	1997	1998	1999	2000	2001	2002	2003	2004	2005
Revenues:										
Property taxes	$ 1,879,758	2,220,400	2,276,195	2,578,335	2,676,010	2,961,134	3,024,767	3,162,565	3,222,224	3,530,953
Assessments	145,015	204,027	142,713	348,978	363,140	444,089	361,028	209,541	227,015	226,077
Sales taxes	15,010,438	15,816,023	16,930,073	17,590,705	18,289,363	19,094,072	19,704,957	22,830,022	23,873,177	25,452,011
Other taxes	72,002	60,155	81,608	67,838	94,553	80,074	137,711	137,206	143,692	162,240
Licenses and permits	256,480	261,472	266,101	270,166	253,414	284,832	340,430	398,227	434,809	471,331
Intergovernmental	3,844,960	3,263,380	3,971,586	4,178,382	4,002,744	4,380,202	4,489,297	4,430,181	4,541,519	4,398,261
Charges for services	2,623,068	3,037,550	3,324,132	3,320,817	3,459,939	3,854,780	4,480,285	4,732,415	4,547,665	4,769,872
Fines and forfeitures	78,667	27,783	41,925	117,736	129,229	94,832	138,919	27,284	21,631	27,846
Investment income	704,564	963,880	1,175,410	1,072,845	723,357	605,999	416,156	190,099	229,256	564,710
Interfund services provided	-	-	-	-	-	-	-	210,962	224,720	225,310
Miscellaneous										
Hospital lease revenue	2,163,310	3,828,612	2,417,885	1,545,733	1,350,000	450,000	1,371,600	1,404,518	1,430,923	1,477,571
Contributions	-	-	67,928	3,568	1,656	17,018	9,056	500,800	550	1,110
Other	458,084	247,332	284,731	447,977	358,189	454,585	1,415,859	493,727	322,602	555,562
Total revenues	27,236,346	29,930,614	30,980,287	31,543,080	31,701,594	32,721,617	35,890,065	38,727,547	39,219,783	41,862,854
Expenditures:										
Policy and administration	3,558,330	3,534,975	3,834,527	3,887,291	4,675,963	4,744,358	5,539,366	5,540,692	6,410,794	6,076,780
Law enforcement and judicial	8,551,050	9,166,224	10,470,354	10,956,863	10,781,975	11,652,925	12,013,715	13,889,533	14,738,670	15,250,197
Environment, public buildings, and infrastruc	9,985,527	8,510,685	12,059,004	13,530,281	12,126,404	12,310,656	11,107,396	10,947,892	10,925,593	11,846,846
Community health and public services	576,243	818,020	1,958,256	1,634,634	1,445,291	1,029,804	1,185,831	1,196,286	1,112,171	1,232,866
Economic vitality	84,319	86,000	77,500	77,500	69,500	72,500	66,000	66,000	66,000	67,875
Beautification and recreation	8,984	13,700	4,764	8,574	16,294	30,929	34,137	27,291	36,769	39,842
Protective inspection	486,978	544,466	560,890	551,263	675,701	634,678	722,046	774,519	887,844	1,037,370
Interfund services used	-	-	-	-	-	-	-	210,962	224,720	225,310
Capital outlay	2,951,571	1,853,179	1,264,738	6,655,935	1,467,191	2,231,190	2,345,818	4,935,013	5,494,232	4,651,099
Debt service:										
Principal retirement	1,366,074	418,758	400,000	450,896	685,176	964,761	764,890	813,609	519,610	461,454
Interest and fiscal charges	249,780	222,253	198,815	197,396	201,493	249,609	213,305	280,663	229,260	272,669
Total expenditures	27,818,856	25,168,260	30,828,848	37,950,633	32,144,988	33,921,410	33,992,504	38,682,460	40,645,663	41,162,308
Revenues over (under) expenditures	(582,510)	4,762,354	151,439	(6,407,553)	(443,394)	(1,199,793)	1,897,561	45,087	(1,425,880)	700,546
Other Financing Sources (Uses):										
Proceeds of long-term debt	298,729	-	353,735	1,388,055	462,771	302,347	-	5,240,000	-	2,005,000
Premium on long-term debt	-	-	-	-	-	-	-	87,594	-	-
Payments for bond refunding	-	-	-	-	-	-	-	(1,898,933)	-	-
Proceeds of capital leases	-	-	-	-	228,341	-	-	-	-	-
Transfers in	12,158,532	4,977,812	12,237,378	10,947,891	9,491,119	9,829,057	9,967,246	230,652	953,304	404,338
Transfers out	(12,158,532)	(4,977,812)	(12,250,543)	(10,962,756)	(9,491,119)	(10,029,057)	(10,314,508)	(230,652)	(953,304)	(404,338)
Local use tax refund	-	(1,086,424)	(121,927)	-	-	-	-	-	-	-
Sale of capital assets	-	-	-	-	-	-	947,795	222,274	148,653	650,048
Total other financing sources (uses)	298,729	(1,086,424)	218,643	1,373,190	691,112	102,347	600,533	3,650,935	148,653	2,655,048
Net change in fund balances	$ (283,781)	3,675,930	370,082	(5,034,363)	247,718	(1,097,446)	2,498,094	3,696,022	(1,277,227)	3,355,594
Debt service as a percentage of noncapital expenditures	6.5%	2.7%	2.0%	2.1%	2.9%	3.8%	3.1%	3.2%	2.1%	2.0%

TABLE 5

BOONE COUNTY, MISSOURI

TAXABLE SALES BY CATEGORY
LAST TEN FISCAL YEARS

Category	Fiscal Year 1996	1997	1998	1999	2000	2001	2002	2003	2004	2005
General merchandise retail stores	$ 221,290,461	113,352,633	104,928,197	102,920,530	104,087,701	165,887,652	303,660,060	328,260,554	350,606,705	380,847,908
Eating and drinking establishments	139,660,834	144,193,615	151,523,545	161,249,287	166,191,110	173,571,966	182,901,047	192,064,999	210,810,940	234,119,630
Miscellaneous retail	159,472,724	306,569,621	350,708,435	394,306,155	421,992,058	383,327,163	268,211,314	262,788,146	207,369,343	205,788,793
Food stores	154,616,516	162,415,898	160,030,999	154,363,932	160,165,466	169,297,047	173,095,570	169,697,586	176,859,876	186,041,430
Furniture, home furnishings and equipment	61,164,894	61,495,441	66,216,027	69,894,456	71,855,820	102,532,778	107,608,743	107,942,376	152,359,603	159,096,419
Electric, gas, and sanitary	83,322,879	89,039,209	91,889,395	116,997,984	120,220,324	128,799,412	128,161,804	135,331,391	137,351,544	155,552,041
Building material; harware, garden supply	90,152,252	80,422,834	81,019,073	86,544,294	70,554,417	66,520,648	65,599,305	77,112,759	107,462,698	119,695,044
Wholesale trade- durable goods	90,556,622	71,438,506	66,345,745	64,265,883	64,064,763	62,655,741	64,045,973	67,316,251	80,442,371	82,297,426
Communnication	25,950,296	25,981,255	25,081,499	22,457,276	33,123,476	38,949,206	35,428,604	75,041,319	76,195,717	79,791,721
Wholesale trade- nondurable goods	34,986,726	41,012,723	42,982,995	45,228,976	46,846,656	47,141,839	50,070,550	53,799,924	57,392,072	60,065,524
Apparel and accessories	40,014,291	41,377,690	43,493,472	45,798,537	43,555,495	43,421,276	42,845,312	43,403,914	47,445,561	51,727,564
All other	317,185,149	327,873,325	344,023,540	334,023,652	336,892,122	324,386,115	328,166,515	312,739,897	331,135,899	370,120,486
Total	$ 1,418,373,644	1,465,172,750	1,528,242,922	1,598,050,962	1,639,549,408	1,706,490,843	1,749,794,797	1,825,499,116	1,935,432,329	2,085,143,986
County direct sales tax rate	1.000%	1.000%	1.000%	1.000%	1.000%	1.000%	1.000%	1.125%	1.125%	1.125%

Source: Missouri Department of Revenue

TABLE 6

BOONE COUNTY, MISSOURI

DIRECT AND OVERLAPPING SALES TAX RATES
LAST TEN FISCAL YEARS

Fiscal Year	Boone County Direct Sales Tax Rates			Total County Direct Rate	State of Missouri Rate
	County General Revenue	County Maintenance-Roads	County Law Enforcement Services		
2005	0.50%	0.50%	0.125%	1.125%	4.225%
2004	0.50%	0.50%	0.125%	1.125%	4.225%
2003	0.50%	0.50%	0.125%	1.125%	4.225%
2002	0.50%	0.50%	-	1.000%	4.225%
2001	0.50%	0.50%	-	1.000%	4.225%
2000	0.50%	0.50%	-	1.000%	4.225%
1999	0.50%	0.50%	-	1.000%	4.225%
1998	0.50%	0.50%	-	1.000%	4.225%
1997	0.50%	0.50%	-	1.000%	4.225%
1996	0.50%	0.50%	-	1.000%	4.225%

Note: The county sales tax rate may be changed only with voter approval. The one-half-cent General Revenue rate and the one-eighth cent Law Enforcement Services rate are permanent. The one-half cent for County roads will expire September 30, 2008 unless extended by voters.

Source: County Auditor's Office and the Missouri Department of Revenue

TABLE 7 BOONE COUNTY, MISSOURI

OVERLAPPING SALES TAX RATES- STATE, COUNTY, AND CITIES
RATES EFFECTIVE AS OF DECEMBER 31, 2005

Unincorporated Areas of Boone County		
Including McBaine, Midway, Prathersville, and Wilton		
State	4.225%	Permanent
County General Revenue	0.500%	Permanent
County Maintenance-Roads (Misc.)	0.500%	Sunset September 30, 2008
County Law Enforcement Services	0.125%	Permanent
Combined Sales Tax Rates	**5.350%**	
Hartsburg and Village of Pierpont		
State	4.225%	Permanent
County General Revenue	0.500%	Permanent
County Maintenance-Roads (Misc.)	0.500%	Sunset September 30, 2008
County Law Enforcement Services	0.125%	Permanent
City General Revenue	0.500%	Permanent
Combined Sales Tax Rates	**5.850%**	
Ashland and Rocheport		
State	4.225%	Permanent
County General Revenue	0.500%	Permanent
County Maintenance-Roads (Misc.)	0.500%	Sunset September 30, 2008
County Law Enforcement Services	0.125%	Permanent
City General Revenue	1.000%	Permanent
City Capital Improvements (Misc.)	0.500%	Permanent
Combined Sales Tax Rates	**6.850%**	
Sturgeon		
State	4.225%	Permanent
County General Revenue	0.500%	Permanent
County Maintenance-Roads (Misc.)	0.500%	Sunset September 30, 2008
County Law Enforcement Services	0.125%	Permanent
City General Revenue	1.000%	Permanent
City Transportation	0.500%	Permanent
Combined Sales Tax Rates	**6.850%**	
Centralia		
State	4.225%	Permanent
County General Revenue	0.500%	Permanent
County Maintenance-Roads (Misc.)	0.500%	Sunset September 30, 2008
County Law Enforcement Services	0.125%	Permanent
City General Revenue	1.000%	Permanent
City Transportation	0.500%	Permanent
City Stormwater and Parks Tax	0.500%	Permanent
Combined Sales Tax Rates	**7.350%**	
Columbia		
State	4.225%	Permanent
County General Revenue	0.500%	Permanent
County Maintenance-Roads (Misc.)	0.500%	Sunset September 30, 2008
County Law Enforcement Services	0.125%	Permanent
City General Revenue	1.000%	Permanent
City Transportation	0.500%	Permanent
City Capital Improvements (Misc.)	0.250%	Sunset December 31, 2015
City Stormwater and Parks	0.250%	Roll back to permanent 1/8-cent March 31
Combined Sales Tax Rates	**7.350%**	
Hallsville and Harrisburg		
State	4.225%	Permanent
County General Revenue	0.500%	Permanent
County Maintenance-Roads	0.500%	Sunset September 30, 2008
County Law Enforcement Services	0.125%	Permanent
City General Revenue	1.000%	Permanent
Combined Sales Tax Rates	**6.350%**	

Source: Missouri Department of Revenue, Division of Taxation and Collection

BOONE COUNTY, MISSOURI

RATIOS OF OUTSTANDING DEBT BY TYPE
LAST TEN FISCAL YEARS

Fiscal Year	Governmental Activities Debt						Total Primary Government	Percentage of Personal Income [a]	Per Capita [a]
	General Obligation Bonds	Special Obligation Bonds—Non-Taxable	Special Obligation Bonds—Taxable	Special Assessment Bonds	Capital Leases	Notes Payable			
1996	$ 300,000	3,795,000	-	535,000	23,758	-	4,653,758	0.16%	$ 36.25
1997	205,000	3,550,000	-	480,000	-	-	4,235,000	0.14%	32.33
1998	105,000	3,300,000	-	785,000	-	-	4,190,000	0.13%	31.60
1999	-	3,040,000	-	700,000	187,159	1,200,000	5,127,159	0.15%	38.24
2000	-	2,765,000	-	1,079,000	390,324	900,000	5,134,324	0.14%	37.82
2001	-	2,480,000	-	1,260,000	134,563	600,000	4,474,563	0.12%	32.67
2002	-	2,180,000	-	1,125,000	104,673	300,000	3,709,673	0.10%	26.77
2003	-	5,240,000	-	959,000	72,064	-	6,271,064	0.16%	44.77
2004	-	4,930,000	-	785,000	36,454	-	5,751,454	0.13%	40.73
2005	-	4,660,000	2,005,000	630,000	-	-	7,295,000	*	50.90

[a] See Schedule 12 for personal income and population data.

* Information not yet available.

Note: The special assessment bonds included in the table above were approved by voters as general obligation bonds for the Neighborhood Improvement District Program and are being retired solely with special assessments and the County's special assessment is backed by an enforceable tax lien against the property.

TABLE 9

BOONE COUNTY, MISSOURI

RATIOS OF GENERAL BONDED DEBT OUTSTANDING
LAST TEN FISCAL YEARS

Fiscal Year	General Bonded Debt Outstanding—General Obligation Bonds	Taxable Property		Percentage of Taxable Property—Estimated Actual Value	Per Capita [a]
		Assessed Value	Estimated Actual Value		
1996	$ 300,000	1,019,879,233	4,326,520,636	0.0069%	$ 2.34
1997	205,000	1,217,062,057	5,285,444,071	0.0039%	1.57
1998	105,000	1,269,769,488	5,512,909,538	0.0019%	0.79
1999	-	1,334,064,627	5,754,959,460	-	-
2000	-	1,399,989,697	6,042,684,856	-	-
2001	-	1,507,459,279	6,556,366,036	-	-
2002	-	1,561,716,332	6,792,380,299	-	-
2003	-	1,626,463,450	7,072,361,257	-	-
2004	-	1,682,923,528	7,345,049,664	-	-
2005	-	1,968,613,137	8,639,742,036	-	-

[a] See Schedule 12 for population data.

BOONE COUNTY, MISSOURI

LEGAL DEBT MARGIN INFORMATION
LAST TEN FISCAL YEARS

Legal Debt Margin Calculation for Fiscal Year 2005	
Assessed Value	$ 1,968,599,080
Debt limit (10% of assessed value)	196,859,908
Debt applicable to limit:	
General obligation bonds (Special assessment bonds)	630,000
Less: Amount set aside for repayment of general obligation debt	(370,940)
Total net debt applicable to limit	259,060
Legal debt margin	$ 196,600,848

	Fiscal Year									
	1996	1997	1998	1999	2000	2001	2002	2003	2004	2005
Debt limit	$ 101,987,923	121,706,206	126,976,949	133,406,463	139,998,970	150,745,928	156,171,633	162,646,345	168,292,353	196,859,908
Total net debt applicable to limit	470,984	388,195	598,913	551,609	883,217	1,009,550	703,423	542,300	409,093	259,060
Legal debt margin	$ 101,516,939	121,318,011	126,378,036	132,854,854	139,115,753	149,736,378	155,468,210	162,104,045	167,883,260	196,600,848
Total net debt applicable to the limit as a percentage of debt limit	0.46%	0.32%	0.47%	0.41%	0.63%	0.67%	0.45%	0.33%	0.24%	0.13%

Note: The general obligation bonds included in the table above were issued for the Neighborhood Improvement Program and are being retired solely with special assessments and the County's special assessment is backed by an enforceable tax lien against the property. These bonds are accounted for as special assessment debt in other debt-related tables. However, because the bonds are general obligation bonds, they meet the legal criteria for inclusion in the computation of legal debt margin.

TABLE 11

BOONE COUNTY, MISSOURI

PLEDGED-REVENUE COVERAGE
LAST TEN FISCAL YEARS

Fiscal Year	Special Assessment Collections	Special Assessment Bonds			
		Debt Service			
		Principle	Interest	Total	Coverage
1996	145,015	20,000	14,700	34,700	4.18
1997	204,027	55,000	24,138	79,138	2.58
1998	142,713	50,000	23,810	73,810	1.93
1999	348,978	85,000	41,549	126,549	2.76
2000	363,140	85,000	31,378	116,378	3.12
2001	444,089	124,000	54,616	178,616	2.49
2002	361,028	135,000	52,641	187,641	1.92
2003	209,541	166,000	47,807	213,807	0.98
2004	227,015	174,000	40,005	214,005	1.06
2005	226,077	155,000	32,317	187,317	1.21

Note: The special assessment bonds included in the table above were approved by voters as general obligation bonds for the Neighborhood Improvement District Program and are being retired solely with special assessments and the County's special assessment is backed by an enforceable tax lien against the property.

BOONE COUNTY, MISSOURI

DEMOGRAPHIC AND ECONOMIC STATISTICS
LAST TEN FISCAL YEARS

	Population						Unemployment Rate Percentages		
	State of Missouri		Boone County						
	Total	Percentage of Growth	Total	Percentage of Growth	Per Capita Personal Income	Personal Income (thousands of dollars)	Boone County	State of Missouri	USA
1996	5,431,553	0.99%	128,366	2.27%	22,343	2,868,084	1.7%	4.7%	5.4%
1997	5,481,193	0.91%	130,981	2.04%	23,380	3,062,397	1.6%	4.3%	4.9%
1998	5,521,765	0.74%	132,601	1.24%	24,456	3,242,933	1.5%	4.0%	4.5%
1999	5,561,948	0.73%	134,081	1.12%	25,203	3,379,210	1.1%	3.1%	4.2%
2000	5,606,265	0.80%	135,752	1.25%	26,685	3,622,579	1.2%	3.3%	4.0%
2001	5,643,326	0.66%	136,977	0.90%	27,251	3,732,809	1.8%	4.5%	4.7%
2002	5,681,045	0.67%	138,600	1.18%	27,620	3,828,183	2.2%	5.2%	5.8%
2003	5,718,717	0.66%	140,067	1.06%	28,565	4,001,080	2.3%	5.6%	6.0%
2004	5,759,532	0.71%	141,216	0.82%	30,381	4,290,346	2.3%	5.7%	5.5%
2005	5,800,310	0.71%	143,326	1.49%	*	*	3.4%	5.3%	4.6%

* Information not yet available.

Sources:
Consumer Price Index, Population and Income statistics - US Department of Commerce; Bureau of Economic Analysis
Unemployment statistics - US Department of Labor, Bureau of Labor Statistics; Missouri Department of Economic Development, Missouri Economic Research and Information Center

TABLE 13

BOONE COUNTY, MISSOURI

PRINCIPAL EMPLOYERS
CURRENT YEAR AND NINE YEARS AGO

	1996			2005		
Employer	Employees	Rank	Percentage of Total County Employment	Employees	Rank	Percentage of Total County Employment
University of Missouri	14,298	1	18.12%	7,642	1	8.81%
University Hospital & Clinics	4,720	2	5.98%	3,551	2	4.09%
Columbia Public Schools	2,300	3	2.91%	2,030	3	2.34%
Boone Hospital Center	1,439	4	1.82%	1,334	4	1.54%
A. B. Chance Company	1,200	5	1.52%	-		-
US Department of Veterans Affairs	1,166	6	1.48%	924	10	1.07%
City of Columbia	985	7	1.25%	1,187	5	1.37%
Shelter Insurance Companies	964	8	1.22%	1,019	7	1.17%
Columbia Regional Hospital	900	9	1.14%	-	-	0.00%
3M	712	10	0.90%	-	-	0.00%
State Farm Insurance Companies	-		-	1,079	6	1.24%
Federal Government (Excludes Veterans Affairs	-		-	1,002	8	1.16%
MBS Textbook Exchange	-		-	935	9	1.08%
Total employment for principal employers	28,684		36.35%	20,703		23.87%
Total county employment	78,914			86,740		

Sources:

Employer and Employees - Regional Economic Development, Inc., Excludes retail sector. The 1996 data is based on total employees while the 2005 data is based on total benefitted full-time equivalent employees.

Total County Employment - US Department of Labor, Bureau of Labor Statistics; Missouri Department of Economic Development, Missouri Economic Research and Information Center

BOONE COUNTY, MISSOURI

FULL-TIME EQUIVALENT COUNTY EMPLOYEES BY FUNCTION
LAST TEN FISCAL YEARS

	Full-time Equivalent Employees as of December 31									
	1996	1997	1998	1999	2000	2001	2002	2003	2004	2005
Policy & Administration	75.17	74.35	75.67	74.52	78.91	77.41	80.15	80.55	83.55	81.05
Law Enforcement & Judicial - Court	77.12	77.94	80.28	62.14	42.87	43.04	41.13	44.11	43.25	43.55
Law Enforcement & Judicial - Sheriff/Correction	91.26	93.06	95.37	109.57	113.64	116.60	121.35	140.35	140.40	141.40
Law Enforcement & Judicial - PA & Other	35.00	35.05	36.25	37.30	38.30	39.70	40.10	41.50	41.50	42.50
Environment, Buildings & Infrastructure	75.69	76.35	76.85	76.85	76.85	77.97	77.86	77.53	80.53	83.53
Other	9.75	9.75	9.75	9.75	9.75	9.75	9.75	9.75	11.75	12.75
Total	363.99	366.50	374.17	370.13	360.32	364.47	370.34	393.79	400.98	404.78

Source: County Auditor

TABLE 14

TABLE 15

BOONE COUNTY, MISSOURI

OPERATING INDICATORS BY FUNCTION
LAST FIVE FISCAL YEARS

	2001	2002	2003	2004	2005
Law Enforcement & Judicial - Court					
Circuit Clerk					
No. of Cases Filed	*	21,541	25,463	24,005	26,000 a
No. of Cases Disposed	*	21,178	25,259	22,500	24,500 a
No. of Cases Pending	*	8,461	7,650	8,030	7,800 a
Circuit Court Services					
No. of Juries Reporting	44	47	34	36	54 a
No. of Jury Trial Days	71	71	48	75	90 a
No. of Home Detention Days	8,965	9,955	11,055	15,942	13,900 a
Law Enforcement & Judicial - Sheriff/Corrections					
Corrections					
Correction Facility Capacity	210	210	210	210	210
Inmate Bookings	6,381	6,816	6,976	9,676	7,475
Average Daily Population	203	201	223	223	228
Sheriff					
Calls for Service	33,724	42,874	52,349	53,324	49,657
Civil Papers Served	13,912	13,593	12,848	12,959	13,418
Warrants Served	4,619	5,354	6,029	6,127	6,524
Law Enforcement & Judicial - PA & Other					
Prosecuting Attorney					
Total Cases Filed	10,170	9,262	9,542	9,991	11,178 a
Environment, Buildings & Infrastructure					
Public Works					
County Maintained Roads in Centerline Miles					
Concete	29	30	30	30	32
Asphalt	196	196	203	208	206
Low Type Bituminous	38	38	56	61	72
Gravel	537	537	507	501	491

* Information not readily available.

a Estimates by department

Sources: Data provided by various county offices and compiled by the County Auditor; information for the prior years is not readily available.

TABLE 16

BOONE COUNTY, MISSOURI

CAPITAL ASSET STATISTICS BY FUNCTION
CURRENT YEAR

	2005
Policy & Administration	
Government Center Building	1
Law Enforcement & Judicial - Court	
Courthouse	1
Juvenile Justice Center	1
Juvenile Justice Center Capacity	45
Law Enforcement & Judicial - Sheriff/Corrections	
Sheriff Administration & Correction Facility	1
Correction Facility Capacity	210
Environment, Buildings & Infrastructure	
Public Works Administration & Maintenance Building	1
Asphalt Storage Facility	1
Snow & Ice Maintenance Storage Facility	1
County Maintained Roads in Centerline Miles	
Concrete	32
Asphalt	206
Low Type Bituminous	72
Gravel	491

Note: Information for the prior years is not readily available.

Source: County Auditor


COUNTY OF BOONE
MISSOURI